THIS DRAWING IS SUPERSEDED	RELEASED FOR PUBLICATION	-19-
ZEICHNUNG UNGÜLTIG/ERSETZENDE ZEICHNUNG	DATE AND SIGNATURE	
© COPYRIGHT 1993 BY AMP INCORPORATED.	BY: WOLFGANG HOFFMANN	

DRAWING NO. 966 761

SIZE	SHEET
A1	–

PRODUCT NO. B 900 930

REVISIONS
ÄNDERUNGEN

Y	LTR	DESCRIPTION / BEZEICHNUNG	DATE	DRN	APVD
	B1	Leiterplattenabgriff geändert	30.10.98	Hoff	PL
	B2	REVISED PER ECO-09-024717	05NOV09	KK	AEG

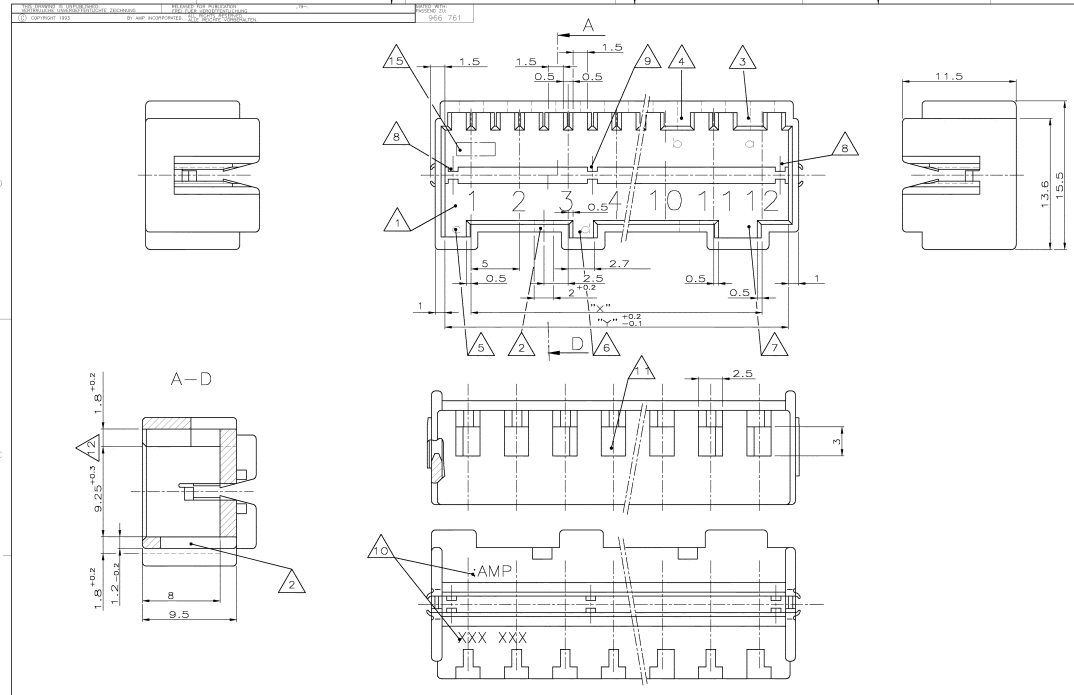

1. KAMMERNUMMER
CAVITY NUMBER

2. RASTFENSTER ZWISCHEN KAMMER NUMMER
LOCKING WINDOW BETWEEN CAVITY NO.

3. POLARISIERUNG LINKS VERSETZT (LAGE "a") BEI KAMMER NR.
POLARISATION, LEFT HAND SIDE (POSITION "a") BY CAVITY–NO.

4. POLARISIERUNG RECHTS VERSETZT (LAGE "b") BEI KAMMER NR.
POLARISATION , RIGHT HAND SIDE (POSITION "b") BY CAVITY–NO.

5. KODIERNUT LINKS VERSETZT (LAGE "c") BEI KAMMER NR.
KEYING GROOVE LEFT HAND SIDE (POSITION "c") BY CAVITY NO.

6. KODIERNUT RECHTS VERSETZT (LAGE "d") BEI KAMMER NR.
KEYING GROOVE RIGHT HAND SIDE (POSITION "d") BY CAVITY NO.

7. BREITE KODIERNUT ZWISCHEN KAMMER NR.
WIDTH KEYING GROOVE BETWEEN CAVITY NO.

8. RASTHAKEN UND –FENSTER BEI ERSTER UND LETZTER KAMMER IMMER VORHANDEN
LOCKING CLIP AND LOCKING WINDOW ALWAYS ON FIRST AND LAST CAVITY

9. ZUSÄTZLICHE RASTHAKEN UND –FENSTER ZWISCHEN KAMMER NR., SIEHE TABELLE
ADDITIONAL LOCKING CLIPS AND WINDOWS BETWEEN CAVITY NO., SEE TABLE

10. AMP–ZEICHEN UND BESTELLNUMMER
AMP–TRADE MARK AND PN

11. PRÜFÖFFNUNG
INSPECTION HOLE

12. EINFALL VON MAX. 0.6 mm ZULÄSSIG
FALL IN AFTER MOULDING OF 0.6 mm IS ALLOWED

13. LEITERKARTE VORZUGSWEISE ANGEFASTE
PCB CHAMFER BY PREFERENCE

14. BENÖTIGTER FREIRAUM FÜR DEN RAHMEN
AREA FOR FRAME

15. PLATZ FÜR NESTMARKIERUNG
PLACE FOR MOLD INDICATION

16. OBSOLETE PARTS: OBSOLETE CIS STREAMLINING PER D.RENAUD/D.SINISI

	POS.	PART–NO.	DIM X	DIM Y	1/2/3/4/5/6/7/8/9/10/11/12 STATUS	3,4,6,7,8	2,7,8	1,8	10,12	2/3,4/5	4/5,8/9
OBSOLETE	12	~~1–964 578–2~~	55	60.1	1/2/3/4/5/6	–	–	–	–	–	–
	–	–	–	–	–	–	–	–	–	–	–
	10	1–964 577–0	45	50.1	–	–	–	–	–	–	–
	–	–	–	–	–	–	–	–	–	–	–
	9	1–964 577–9	40	45.1	–	–	–	–	–	–	–
	8	2–964 577–8	35	40.1	2/3,7/8	–	2,4	2,7	3	–	4/5
	8	1–964 577–8	35	40.1	2/3,7/8	2	–	2,7	3	–	4/5
	7	2–964 577–7	30	35.1	2/3,5/6	7	2	2,7	3	–	4/5
OBSOLETE	7	~~1–964 577–7~~	30	35.1	2/3,5/6	–	1,2	2,7	3	–	4/5
	6	2–964 577–6	25	30.1	1/2,5/6	6	1	–	4	–	–
	6	1–964 577–6	25	30.1	1/2,5/6	–	6	–	4	–	–
	–	–	–	–	–	–	–	–	–	–	–
	5	**1–964 577–5**	**20**	**25.1**	**1/2,4/5**	–	–	–	3	–	–
	4	3–964 577–4	15	20.1	1/2,3/4	4	1	1,3	4	–	–
	4	2–964 577–4	15	20.1	1/2,3/4	–	4	1,3	4	–	–
OBSOLETE	4	~~1–964 577–4~~	15	20.1	1/2,3/4	3	2	1	–	2/3	–
	–	–	–	–	–	–	–	–	–	–	–
	3	1–964 577–3	10	15.1	–	–	–	–	–	–	–
	2	2–964 577–2	5	15.1	1/2	–	–	1	2	–	–
OBSOLETE	2	~~1–964 577–2~~	5	10.1	1/2	–	–	–	2	–	–
	POS.	PART–NO.	DIM X	DIM Y							
	Pol.Z.	Bestell Nr.	Maß X	Maß Y							

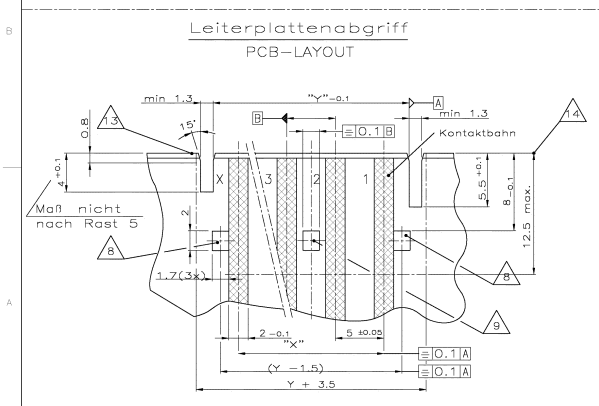

FREIMAßTOLERANZ ±0.1
TOLERANCES NOT SPECIFIED ±0.1

CUSTOMER PART NO	AMP PART NO	REV.	POS.	MATERIAL	SURFACE COLOR	DESCRIPTION	ITEM NO
–	–	–	–	–	–	–	–
–	–	–	–	–	–	–	–
–	–	–	–	–	–	–	–
–	–	–	–	–	–	–	–
–	–	–	–	–	–	–	–

DIMENSIONS: mm	TOLERANCES UNLESS OTHERWISE SPECIFIED: ALLGEMEINTOLERANZEN: L: DIN 7168 – f14 ± 0.1 / R: DIN 7168 – f40 ± 0.4 / A: DIN 7168 – f14 ± 0.1 / B: DIN 7168 – f14 ± 0.1 / C: DIN 7168 – f14 ± 0.1 / D: DIN 7168 – f14 ± 0.1	MATERIAL: PA 6.6 / FINISH/OBERFLÄCHE/FARBE: schwarz

DRN	W. Hoffmann	30-OCT-98
CHK	W. Hoffmann	30-OCT-98
APVD		
PRODUCT SPEC / PRODUKTSPEC.	–	
APPLICATION SPEC / ANWENDUNGSSPEC.	–	
WEIGHT / GEWICHT	–	

AMP
AMP Deutschland GmbH
D – 63225 Langen

TITLE: AMP multifitting Edge Rahmen 2–10 Pol.

SIZE: A1 | CAGE CODE: 00779 | DRAWING NO. (SCHWANG–NR.): C–964577 | REVISION: – | SHEET 1 OF 1 | SCALE: 2 : 1 | REPLACED BY / ERSETZT DURCH: –

CUSTOMER DRAWING /KUNDENZEICHNUNG

Downloaded from Elcodis.com electronic components distributor

THIS DRAWING IS UNPUBLISHED.
VERTRAULICHE UNVEROEFFENTLICHTE ZEICHNUNG
© COPYRIGHT 1993 BY AMP INCORPORATED. ALL RIGHTS RESERVED.
ALLE RECHTE VORBEHALTEN

RELEASED FOR PUBLICATION
FREI FUR VEROFFENTLICHUNG ,19--.

MATED WITH:
PASSEND ZU: 966 761

DOC	DIST
A1	–

PROJECT NR.: B 900 930

REVISIONS
ANDERUNGEN

F	LTR	DESCRIPTION BESCHREIBUNG	DATE	DWN	APVD
	–	siehe Blatt 1von 2	–	–	–

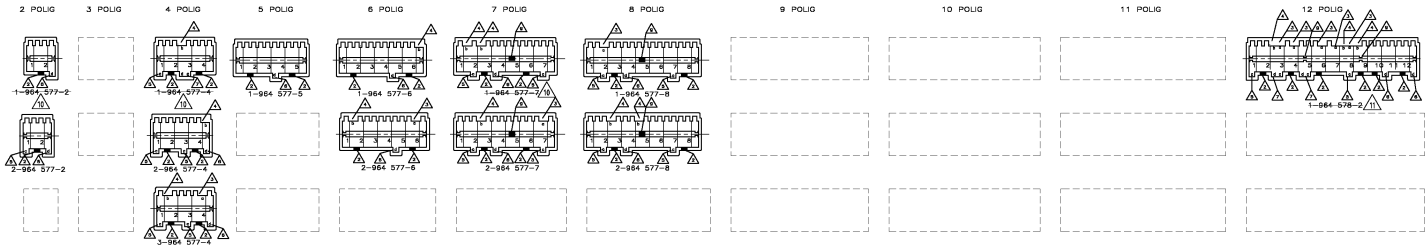

2 RASTFENSTER ZWISCHEN KAMMER NUMMER
LOCKING WINDOW BETWEEN CAVITY NO.

3 POLARISIERUNG LINKS VERSETZT (LAGE "a") BEI KAMMER NR.
POLARISATION , LEFT HAND SIDE (POSITION "a") BY CAVITY-NO.

4 POLARISIERUNG RECHTS VERSETZT (LAGE "b") BEI KAMMER NR.
POLARISATION , RIGHT HAND SIDE (POSITION "b") BY CAVITY-NO.

5 KODIERNUT LINKS VERSETZT (LAGE "c") BEI KAMMER NR.
KEYING GROOVE LEFT HAND SIDE (POSITION "c") BY CAVITY NO.

6 KODIERNUT RECHTS VERSETZT (LAGE "d") BEI KAMMER NR.
KEYING GROOVE RIGHT HAND SIDE (POSITION "c") BY CAVITY NO.

7 BREITE KODIERNUT ZWISCHEN KAMMER NR.
WIDTH KEYING GROOVE BETWEEN CAVITY NO.

8 9 ZUSÄTZLICHE RASTHAKEN ZUR VERRASTUNG AUF DER LEITERPLATTE
ADDITIONAL LOCKING LATCH FOR LOCKING ON BOARD PAD

10 OBSOLETE PARTS: OBSOLETE CIS STREAMLINING PER D.RENAUD/D.SINISI

11 OBSOLETE.

Kodierschema

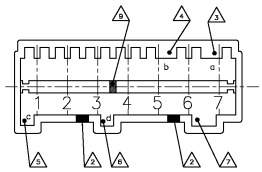

CUSTOMER PART NO	AMP PART NO	REV.	PCS.	MATERIAL	SURFACE COLOR	DESCRIPTION	ITEM NO
–	–	–	–	–	–	–	–
–	–	–	–	–	–	–	–
–	–	–	–	–	–	–	–
–	–	–	–	–	–	–	–

THIS DRAWING IS A PERMANENT RECORDER FOR AMP INCORPORATED. IT IS SUBJECT TO CHANGE AND THE CONTROLLING ENGINEERING ORGANIZATION SHOULD BE CONTACTED FOR THE LATEST REVISION. DESIGN, MATERIALS AND PROCESSES ARE SUBJECT TO CHANGE AS ADVANCES ARE MADE. BY OUR TECHNOLOGY FORTSCHRITT GEMÄSS, SIND VORBEHALTEN. SCH JEWEILS LETZTGÜLTIGEN ANFERMUNGSSTAND ERFRAGEN SIE AUF ANFRAGE.

DIMENSIONS: DIMENSIONEN: mm

TOLERANCES UNLESS OTHERWISE SPECIFIED: ALLGEMEINTOLERANZEN
n. ISO 8015
h. ISO 2768 – mH –E
n. DIN 16901 – T40
0 PLC ±–
1 PLC ±–
2 PLC ±–
3 PLC ±–
ANGLES/WINKEL ±–

MATERIAL –
FINISH/OBERFLAECHE/FARBE –

DWN	W.Hoffmann	30-OCT-95
CHK	W.Hoffmann	30-OCT-95
APVD	–	
PRODUCT SPEC PRODUKTSPEZ.	–	
APPLICATION SPEC. VERARBEITUNGSSPEZ.	–	
WEIGHT GEWICHT	–	

AMP
AMP Deutschland GmbH
D – 63225 Langen

NAME: AMP multifitting Edge Rahmen 2–10 Pol.

SIZE	CAGE CODE	DRAWING NO ZEICHNUNGS-NR.	RESTRICTED TO NUR FÜER
A2	00779	C-964577	–

CUSTOMER DRAWING /KUNDENZEICHNUNG

MASSSTAB	BLATT	REV
–	2 OF 2 VON 2	B2

AMP 1471-9 REV 37JUN96 Translated 070322.203500 (YYMMDD.HHMMSS) from Computervision, Inc., Medusa Revision 12.2.5T

30-OCT-95 12:16:19 wh6200 s.964577.2.c (in EDM)

Downloaded from Elcodis.com electronic components distributor