

4

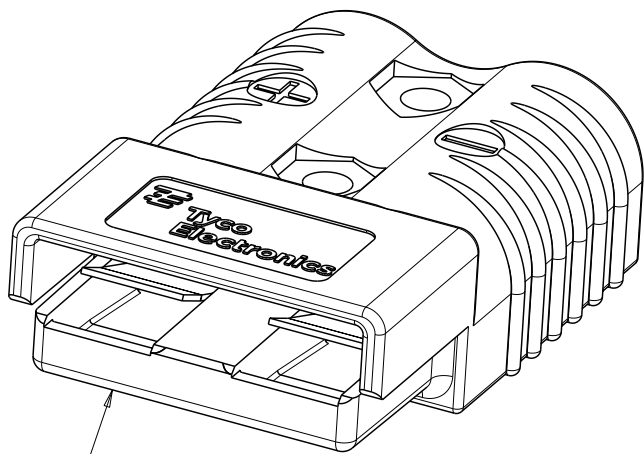
3

2

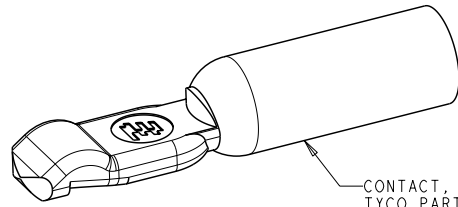
1

THIS DRAWING IS UNPUBLISHED. RELEASED FOR PUBLICATION 20  
 © COPYRIGHT 20 BY TYCO ELECTRONICS CORPORATION. ALL RIGHTS RESERVED.

LOC	DIST	REVISIONS					
CM	0	P	LTR	DESCRIPTION	DATE	DWN	APVD
		01		REVISED PER ECR-10-010379	24MAY2010	HMR	JR



HOUSING-SPRING SUB-ASSY, 1 REQD  
 TYCO PART NUMBER  
 1604037-1 THRU -5 (INCLUSIVE)  
 MAY BE ORDERED SEPARATELY




CONTACT, 4 AWG, 2 REQD  
 TYCO PART NUMBER 1604040-1  
 MAY BE ORDERED SEPARATELY

BLACK	1604044-6
BLUE	1604044-5
GRAY	1604044-4
RED	1604044-3
ORANGE	1604044-2
YELLOW	1604044-1
HOUSING COLOR	KIT PART NO

**METRIC**

THIS PRODUCT HAS PASSED VERIFICATION AND AGENCY APPROVALS TESTING AND IS COMPONENT RECOGNIZED PER UL 1977 AND CSA 22.2. TYCO ELECTRONICS PRODUCT QUALIFICATION TESTING IS NOT YET COMPLETED.

<small>THIS DRAWING IS A CONTROLLED DOCUMENT FOR TYCO ELECTRONICS CORPORATION          IT IS SUBJECT TO CHANGE AND THE CONTROLLING ENGINEERING ORGANIZATION          SHOULD BE CONTACTED FOR THE LATEST REVISION.</small>		DWN 13MAR2002 Brent D. John CHK 13MAR2002 W.H. BERNHART APVD 13MAR2002 W.H. BERNHART	Tyco Electronics Harrisburg, PA 17105-3608
DIMENSIONS: mm 	TOLERANCES UNLESS OTHERWISE SPECIFIED: 0 PLC ± 1 PLC ±0.4 2 PLC ±0.13 3 PLC ±0.050 4 PLC ± ANGLES ±	NAME KIT, AMP POWER SERIES 175, 4 AWG CONTACTS PRODUCT SPEC APPLICATION SPEC WEIGHT CUSTOMER DRAWING	SIZE CAGE CODE DRAWING NO RESTRICTED TO A3 00779 C-1604044 SCALE 2:1 SHEET 1 OF 1 REV 01