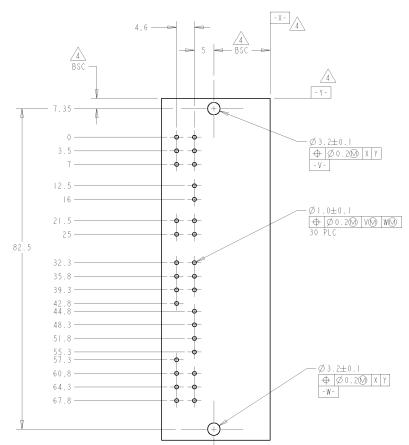
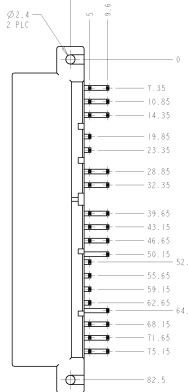
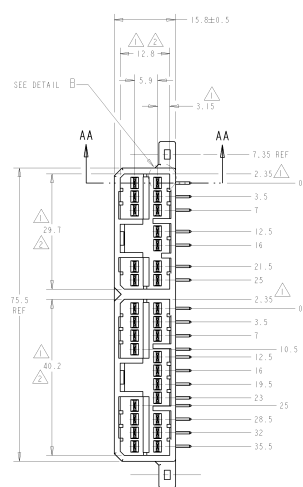
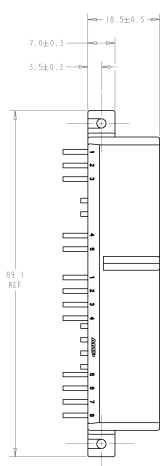
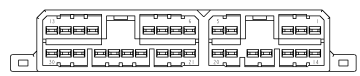


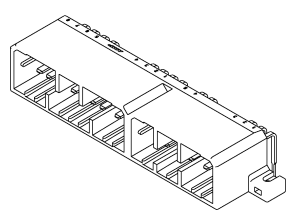
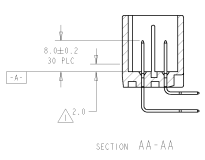
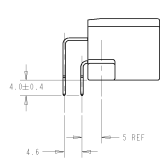
DATE: 01/15/2010	REVISED FOR: 13851 (12 POSITION)
BY: TERRY L. HANCOCK	BY: TERRY L. HANCOCK

REV	DATE	DESCRIPTION	BY	CHK	APP
0		RELEASED	HANCOCK	REV	SA
A		REV PER EC 0000-0244-02	HANCOCK	REV	SA
B		REV PER EC 0000-0330-03	HANCOCK	REV	SA
B		REVISED PER CCF-06-002241	HANCOCK	REV	SA

- △ DIMENSION MUST BE HELD BETWEEN  $-A-$  AND 2.0mm FROM  $-A-$ .
- △ TO MATE WITH PLUG HOUSING SMOOTHLY.
- 3. USE M3 TAPPING SCREW J15 B1115 OR J122 (TYPE 2 OR 4) BEFORE SOLDER.
- △ DATUMS AND BASIC DIMENSIONS ESTABLISHED BY CUSTOMER.
- 5. MATING PLUG PART NUMBERS ARE:  
13851 (18 POSITION)  
13851 (12 POSITION)
- 7. CIRCUIT NUMBERS:



P.C. BOARD LAYOUT  
RECOMMENDED BOARD THICKNESS: 1.60±0.15mm  
TOLERANCES: ±0.1



POSITION	MATERIAL	FINISH	MATERIAL	COLOR	PART NO
-	BRASS	POST TIN	PBT	GREEN	4-638977-2
-	BRASS	POST TIN	PBT	WHITE	4-638977-1
1 - 30	BRASS	GOLD	PBT	GREEN	2-638977-4
1 - 30	BRASS	GOLD	PBT	WHITE	2-638977-1
-	BRASS	PRE-TIN	PBT	GRAY	638977-6
-	BRASS	PRE-TIN	PBT	GREEN	638977-4
-	BRASS	PRE-TIN	PBT	WHITE	638977-1

SELECTIVE GOLD CONTACT NUMBER	MATERIAL	FINISH	MATERIAL	COLOR	PART NO
1	BRASS	POST TIN	PBT	GREEN	4-638977-2