

4

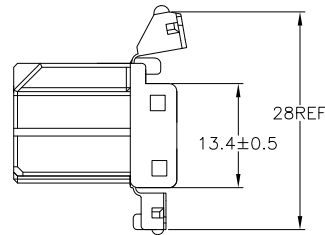
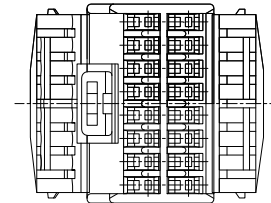
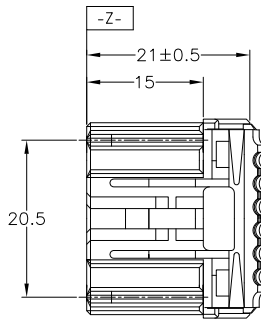
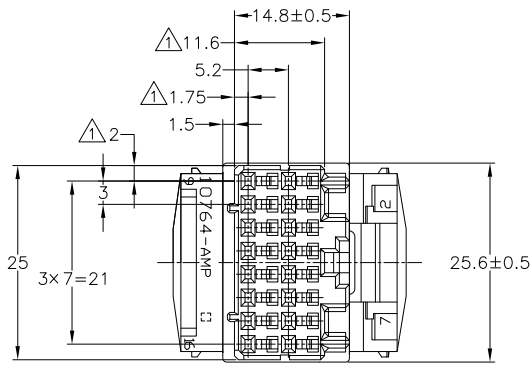
3

2

1

THIS DRAWING IS UNPUBLISHED. RELEASED FOR PUBLICATION
 © COPYRIGHT - By - ALL RIGHTS RESERVED.

LOC	DIST	REVISIONS			
P	LTR	DESCRIPTION	DATE	DWN	APVD
C2		REVISED PER ECO-11-005140	29MAR11	RK	HMR



- △ MUST BE KEPT BETWEEN [-Z-] AND 2mm
 - 2. THE MATING CAP HOUSING PART NUMBER; 174518
 - 3. APPLIED CONTACT PART NUMBER; 173716, 175094
 - 4. APPLICABLE PRODUCT SPEC NO. 108-5280
- △ [-Z-] 面より2mmの範囲で測定。
 - 2. 嵌合相手ハウジング型番; 174518
 - 3. 内装するリセプタクルコンタクト型番; 173716, 175094
 - 4. 適用製品規格番号; 108-5280

黄 YELLOW	174514-7
淡灰 LIGHT GRAY	6-174514-6
灰 GRAY	174514-6
白 WHITE	174514-1
色 COLOR	PART NUMBER

THIS DRAWING IS A CONTROLLED DOCUMENT.		DWN T. SHINOHARA 07SEP10	TE Connectivity HYBRID I/O CONNECTOR 16 POSITION PLUG HOUSING	
DIMENSIONS: mm		CHK K. BETSUI 07SEP10		
TOLERANCE UNLESS OTHERWISE SPECIFIED. 一般公差 0 < x ≤ 10 : ±0.2 10 < x ≤ 30 : ±0.25 30 < x ≤ 100 : ±0.3 ANGLE : ±3° 角度		PRODUCT SPEC SEE NOTE 4 APPLICATION SPEC		RESTRICTED TO
MATERIAL: PBT		WEIGHT: -		SIZE: A3
FINISH: -		DRAWING NO: 00779		DRAWING NO: 174514
		CUSTOMER DRAWING		SCALE: 2:1
		SHEET: 1 of 1		REV: C2