

4

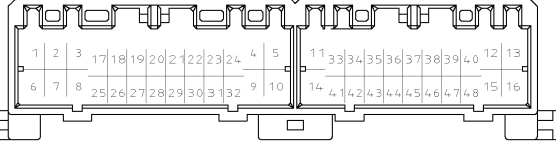
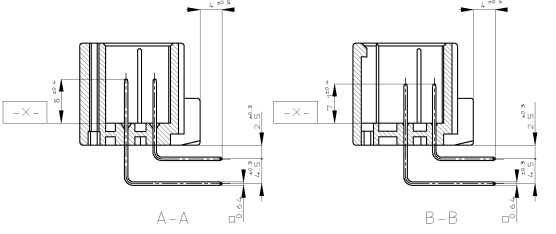
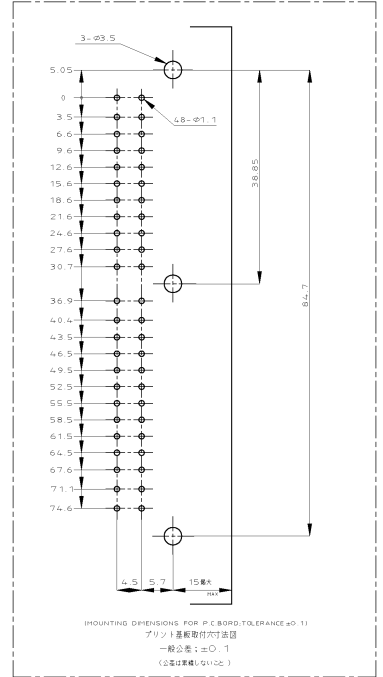
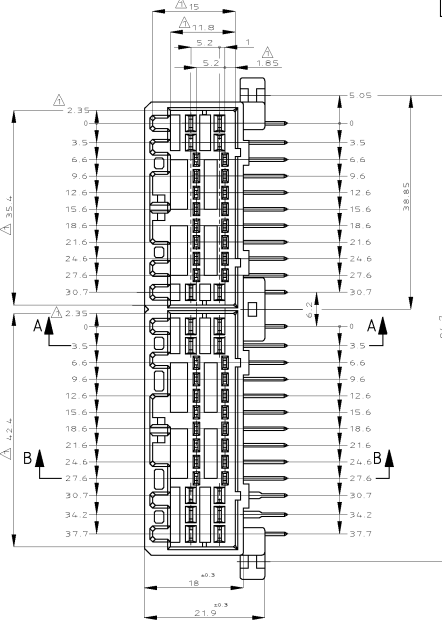
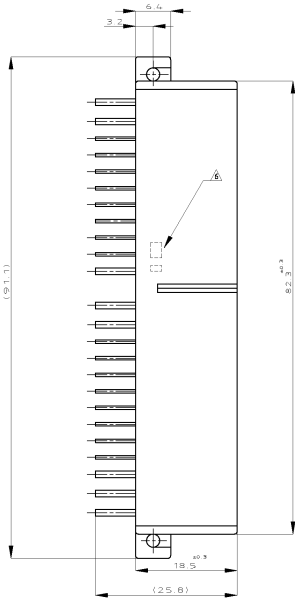
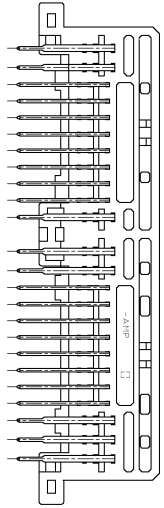
3

2

1

THIS DRAWING IS UNCLASSIFIED RELEASED FOR INFORMATION
COPYRIGHT © BY Teo Electronics Japan, S.K. ALL RIGHTS RESERVED

REV. NO.	DATE	BY	CHK	APPD
J				
F	LR			
F6	REVISED	ECR-11-010934	31MAY11	TS KB



- 1. △ MUST BE KEPT BETWEEN [Z] AND 2
- 2. THE MATING PLUG HSG PART NUMBER: 174515, 174516, 917989, 917992
- 3. RECOMMENDED MOUNTING SCREW: 3mm DIA, 6mm LENGTH (MAX)
PAN HEAD, CLASS 2 TAPPING SCREW SPECIFIED IN JIS
B1115, B1122
(TIGHTENING TORQUE: 39N-cm (4kgf-cm) MAX)
- 4. APPLICABLE PRODUCT SPEC NO.: 108-5280, 108-5342
- △ CIRCUIT NUMBER
POWER CIRCUIT NO. ① ~ ⑩
SIGNAL CIRCUIT NO. ⑪ ~ ⑳
- △ INDICATED PREFIX AND ID MARK OF PRODUCT P/N BY HOT MARK
- 7. TOLERANCE UNLESS OTHERWISE SPECIFIED ±0.5, ±3°
- △ [Z] 面から2mmの範囲で測定
- 2. 嵌合相手ハウジング型: 174515, 174516, 917989, 917992
- 3. 推奨取り付け: JIS B1115, B1122 タッピングねじ、タネ2種
呼び径3、長さ6mm以下 (締付けトルク: 39N-cm (4kgf-cm) 以下)
- 4. 適用製品規格番号: 108-5280, 108-5342
- △ 回路番号: 上記事項のこと
- ① ~ ⑩ パワー回路
⑪ ~ ⑳ シグナル回路
- △ 適用製品型番のアリフックス及びIDマークを
カウゼットマークにて表示
- 7. 一般公差: ±0.5, ±3°

OBsolete	9	SELECTIVE-TIN	PRE-TIN																
OBsolete	9	SELECTIVE-TIN	PRE-TIN																
	6-	PRE-TIN X 39																	
	5-	PRE-TIN X 41																	
	4-	PRE-TIN X 46																	
	3-	PRE-TIN X 46																	
	2-	PRE-TIN X 18																	
	1-	SELECTIVE-TIN	SELECTIVE-TIN X 48																
		(IMATTEL)	(BRIGHT)																
		SOLDERING SIDE	CONTACT SIDE	POWER CIRCUIT NO.	SIGNAL CIRCUIT NO.	HOUSING COLOR	P/N												
		手付け部	接点側	①~⑩	⑪~⑳	ブラック													
		FINISH OF CONTACT	FINISH OF CONTACT	①~⑩	⑪~⑳	①~⑩													

THIS DRAWING IS A CONTROLLED DOCUMENT

TE Connectivity
48Pos. CAP HOUSING ASSY
.040/.070 SERIES HYBRID I/O CONN.

DATE: 20070701
SCALE: 2=1
SHEET: 1 of 1
REV: F6

179375

A