THIS DRAWING IS UNPUBLISHED. RELEASED FOR PUBLICATION -,- .
© COPYRIGHT - BY TYCO ELECTRONICS CORPORATION, ALL RIGHTS RESERVED.

LOC	DIST
J	—

REVISIONS 変更

P	LTR	DESCRIPTION	DATE	DWN	APVD
	D4	ADDED 1-5174912-2 ECR-08-005948	22APR08	TS	KB

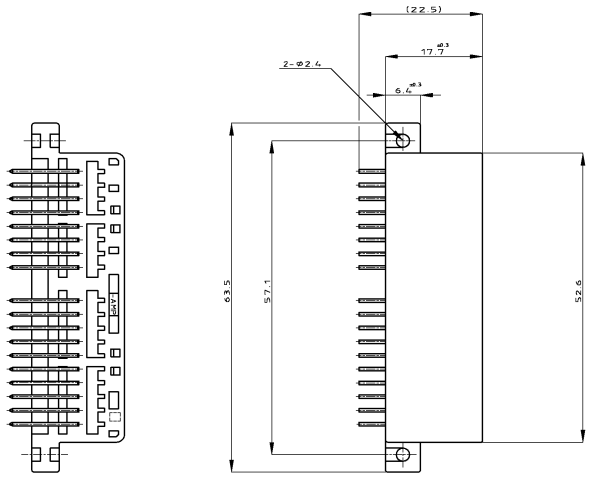

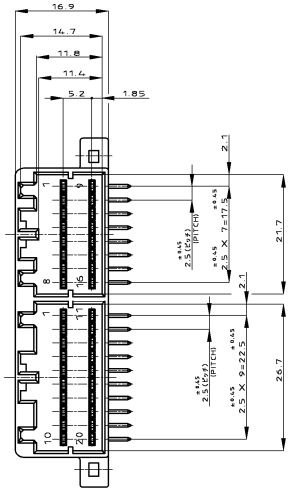

1. APPLICABLE P.C.BOARD THICKNESS 1.6mm
2. RECOMMENDED MOUNTING SCREW: 3mm DIA, 6mm LENGTH (MIN.)
   TAPPING SCREW SPECIFIED IN JIS B1115, B1122
   (TIGHTENING TORQUE : 0.39N-m MAX.)
3. THE MATING PLUG HOUSING PART NUMBER; 174909,174910
4. APPLICABLE PRODUCT SPEC No. ; 108-5281
5. CIRCUIT NUMBER.
6. NON INSERTION CIRCUIT NUMBER 21～36

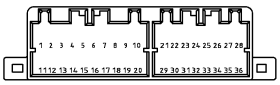

1. 適用プリント基板厚；1.6mm
2. 推奨取付ネジ：JIS B1115 ，B1122 タッピンネジ，ナベ2種
   呼び径3，長さ6mm 以上（締付トルク 0.39N-m 以下）
3. 嵌合相手型番; 174909,174910
4. 適用製品規格番号；108-5281
5. 回路番号（上図参照の事）
6. 端子抜け回路番号 21 ～36

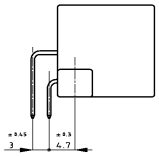

—	SELECTIVE-TIN (MATTE)	SELECTIVE GOLD × 36	全回路 (ALL CIRCUIT)	黒 (BLACK)	1-5174912-2
	SEE DWG 9-174912-2				9-174912-2
OBSOLETE —	TIN-LEAD	SELECTIVE GOLD × 1	㉑	黒 (BLACK)	8-174912-2
	PRE-TIN × 35				
㉑ ～ ㊱	PRE-TIN × 20		—	黒 (BLACK)	7-174912-2
—	TIN-LEAD	SELECTIVE GOLD × 4	⑩ ⑪ ⑮ ⑯	灰 (GRAY)	6-174912-6
	PRE-TIN × 32				
—	TIN-LEAD	SELECTIVE GOLD × 2	⑩ ⑪	黒 (BLACK)	5-174912-2
	PRE-TIN × 34				
—	TIN-LEAD	SELECTIVE GOLD × 4	⑪ ⑫ ⑮ ㉛	黒 (BLACK)	4-174912-2
	PRE-TIN × 32				
—	TIN-LEAD	SELECTIVE GOLD × 6	⑩ ⑪ ⑫ ⑮ ⑯ ㉛	灰 (GRAY)	3-174912-6
	PRE-TIN × 30				
—	TIN-LEAD	SELECTIVE GOLD × 5	⑩ ⑪ ⑫ ⑮ ⑯	黒 (BLACK)	2-174912-2
	PRE-TIN × 31				
—	TIN-LEAD	SELECTIVE GOLD × 36	全回路 (ALL CIRCUIT)	黒 (BLACK)	1-174912-2
—	PRE-TIN × 36		—	黒 (BLACK)	174912-2
NON INSERTION CIRCUIT NUMBER タブ抜き箇所	SOLDERING SIDE 半田付け部	CONTACT SIDE 接触部側	CIRCUIT NO OF GOLD PLATED CONTACT 金めっき端子使用回路番号	HOUSING COLOR ハウジング色	PART NUMBER 型 番
	CONTACT FINSH コンタクト仕上げ				

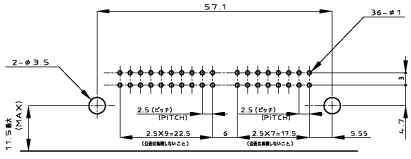

プリント基板取付け寸法 （公差±0.1）
(MOUNTING DIMENSIONS FOR P.C.BOARD: TOLERANCE ±0.1)
※ピッチ公差は累積しないこと (NON ACCUMULATE PITCH TOLERANCE)

THIS DRAWING IS A CONTROLLED DOCUMENT.

DIMENSIONS: 単位：粍 mm

TOLERANCES UNLESS OTHERWISE SPECIFIED: 一般公差
0 PLC ±
1 PLC ± –
2 PLC ± –
3 PLC ± –
4 PLC ± –
ANGLES ± –

MATERIAL 材料: HSG: PBT ハウジング: PBT CONTACT: BRASS コンタクト: 真鍮
FINISH 仕上: SEE TABLE

TOLERANCE UNLESS OTHERWISE SPECIFIED: 一般公差
0 < x ≤ 10 : ±0.2
10 < x ≤ 30 : ±0.25
30 < x ≤ 100 : ±0.3
ANGLE : ±3°
角度

DWN	T.SHINOHARA	18MAR04
CHK	K.BETSUI	18MAR04
APVD	K.BETSUI	18MAR04
PRODUCT SPEC 製品規格	SEE NOTE 4	
APPLICATION SPEC 取付適用規格	—	
WEIGHT	11.3 g	

Tyco Electronics Corporation
Kawasaki, Japan

NAME 名称: 040 SERIES MULTI-LOCK I/O CONNECTOR MK-II 36POSITION CAP HOUSING ASSEMBLY

SIZE	CAGE CODE	DRAWING NO 番号	RESTRICTED TO
A2	00779	C-174912	—

CUSTOMER DRAWING

SCALE 尺度	SHEET	REV
2:1	1 OF 1	D4

174912

AMP 1471-9 REV 31MAR2000

Downloaded from Elcodis.com electronic components distributor