

4

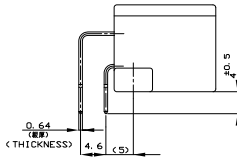
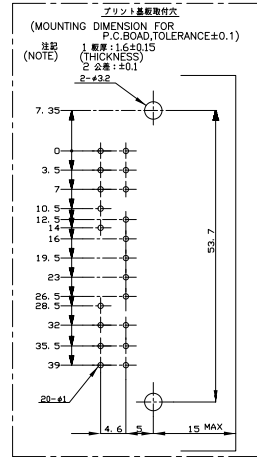
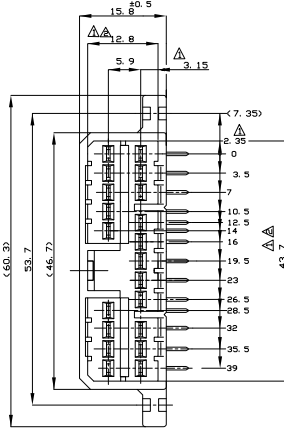
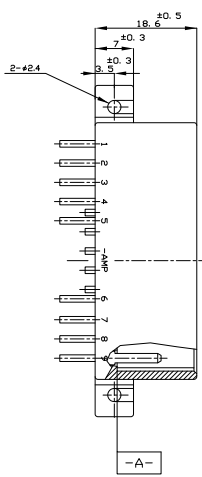
3

2

1

THIS DRAWING IS UNPUBLISHED. RELEASED FOR PUBLICATION. ALL RIGHTS RESERVED. © COPYRIGHT 2004 By -

LOC	DIST	REV	REVISIONS	DATE	BY	APP
J	-	F	LR			
		D4	REVISED PER ECO-11-005140	28MAR11	RK	HMR



注記 Δ -A 面より2mmの距離で測定
 Δ 面をハツソリ状 (標準: 174952) と
 測定の場合測定面は平滑面とする
 3 プリント基板への取付けは、JIS-B1115
 又は1122, M3X6+ (2個又は4個) の
 ツェンチメタリで締め付けられた方が好まれる。
 (締め付けトルク: 4kg-cm以下)

NOTE Δ MUST BE KEPT BETWEEN Δ -A AND 2
 TO MATE WITH PLUG HSG
 (P/N 174952) SMOOTHLY
 3 RECOMMEND MOUNTING SCREW, M3X6 PAN HEAD,
 CLASS 2 TAPPING SCREW SPECIFIED IN
 JIS B1115, B1122
 (TIGHTENING TORQUE) 4Kg-cm MAX)

DISSOLETE	BRASS	SELECTIVE-TIN	PRE-TIN	BLACK	9-175785-2
	BRASS	PRE-TIN		GRAY	175785-6
	BRASS	SELECTIVE-TIN (MATT)	SELECTIVE GOLD	WHITE	175785-3
	PHOSPHOR BRONZE	PRE-TIN		WHITE	175785-2
	BRASS	PRE-TIN		WHITE	175785-1
	CONTACT MATERIAL	SOLDERING SIDE 半田付け部	CONTACT SIDE 接点部	COLOR 色	PART NUMBER 製品番号

THIS DRAWING IS A CONTROLLED DOCUMENT.

DIMENSIONS 単位: mm	TOLERANCES UNLESS OTHERWISE SPECIFIED 一般公差	0 PLC 1 PLC 2 PLC 3 PLC 4 PLC	±0.1 ±0.05 ±0.03 ±0.02 ±0.01	FINISH 仕上げ	SEE TABLE
MATERIAL 材料	HSG-PBT TAB:SEE TABLE	YAMAGUCHI K.BETSU K.BETSU K.BETSU	175785-5216	APPLICATION SPEC 取付仕様書	WEIGHT 重量
TE Connectivity			070 SERIES MULTILOCK I/O CONNECTOR 20 POSITION CAP HOUSING (W-B(H-TYPE))		
CUSTOMER DRAWING			SIZE A2	DATE 00779	REV C=175785