

4

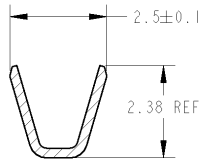
3

2

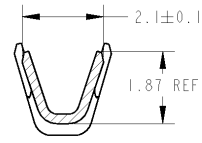
1

THIS DRAWING IS UNPUBLISHED. RELEASED FOR PUBLICATION
 © COPYRIGHT BY TYCO ELECTRONICS CORPORATION. ALL RIGHTS RESERVED.

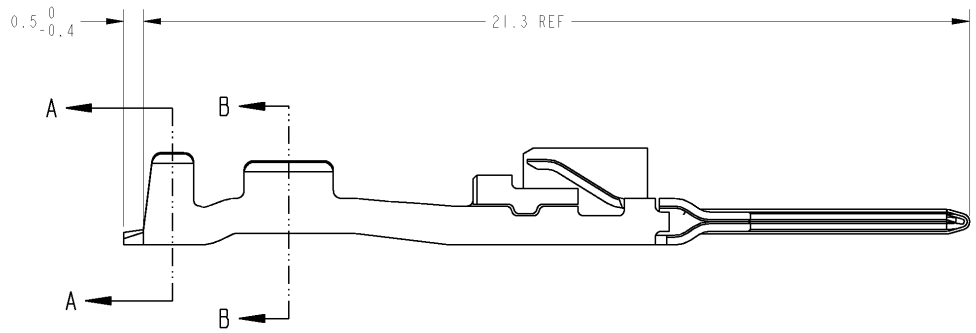
LOC	DIST	REVISIONS						
J	-	P	LTR	DESCRIPTION	ECN	DATE	DWN	APVD
		0		作成	FJ00-1026-00	24JUL00	T.K	N.S
		01		REVISED	FJAD-0820-04	15NOV04	AY	HY



断面 A-A



断面 B-B



1. MUST MEET ALL SPECIFICATIONS OF STRIP TERMINAL EXCEPT THOSE SHOWN

1. 本図記載以外については、連絡状端子の規格を満足すること

SELECTIVE GOLD	BRASS H04, MAKE FROM 1376109-2	1376607-2
PRE-TIN	BRASS H04, MAKE FROM 1376109-1	1376607-1
FINISH	MATERIAL STRIP TERMINAL P/N	PART NO

THIS DRAWING IS A CONTROLLED DOCUMENT FOR TYCO ELECTRONICS CORPORATION. IT IS SUBJECT TO CHANGE AND THE CONTROLLING ENGINEERING ORGANIZATION SHOULD BE CONTACTED FOR THE LATEST REVISION.

DIMENSIONS: 単位: 英 mm	TOLERANCES UNLESS OTHERWISE SPECIFIED:
	0-PLC ±
	1-PLC ±0.5
	2-PLC ±0.13
	3-PLC ±0.013
	4-PLC ±0.004
	ANGLES ±0°00'
	FINISH 仕

OWN T. KOHNO 15-Nov-04	 Tyco Electronics AMP K.K. Kawasaki, Japan
CHK N. SAI 15-Nov-04	
APVD K. SHIMIZU 15-Nov-04	
APPLICATION SPEC 114-5291	NAME 025 TAB CONTACT LOOSE PIECE TYPE
WEIGHT 0.2g	SIZE A3
CUSTOMER DRAWING	CAGE CODE 00779
	DRAWING NO 1376607
	RESTRICTED TO
	SCALE 10:1
	SHEET 1
	OF 1
	REV 01