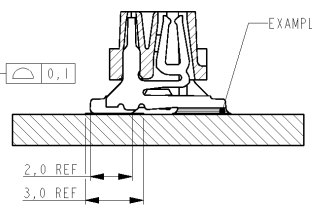
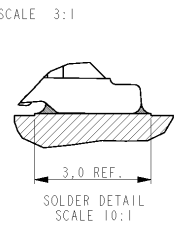
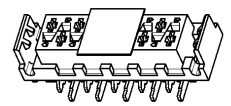
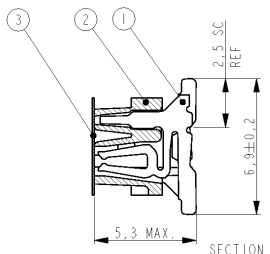
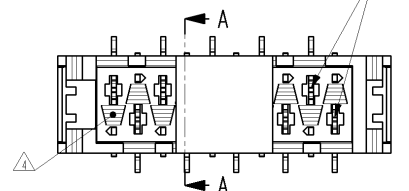
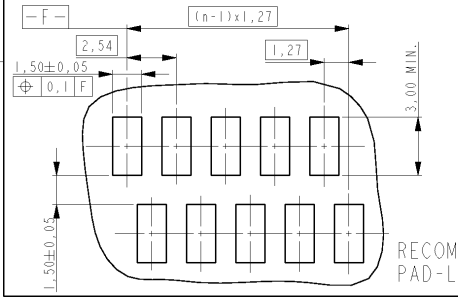
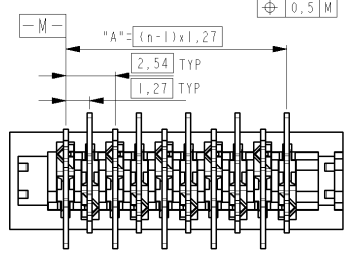
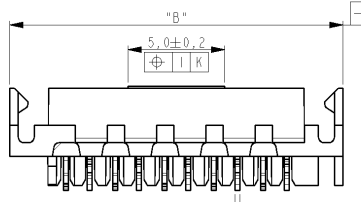


P	LTR	DESCRIPTION	DATE	DWN	APVD
H1		REVISED PER ECO-11-005294	27APR11	RK	HMR

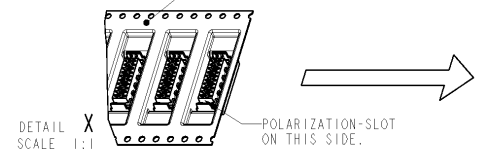
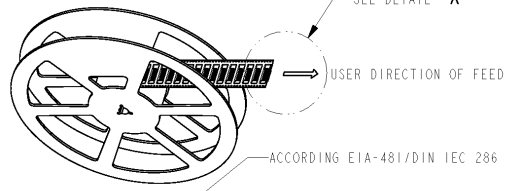
REFERENCE MATING INTERFACE PATTERN:
1,27 STAGGERED PITCH x 1,5 ROW-DISTANCE.



PARTNUMBER VAC. TAPE.	PARTNUMBER	NR OF POS. "n"	"A"	"B" MAX.
7-338069-4	0-338069-4	4	3,81	9,7
7-338069-6	0-338069-6	6	6,35	12,2
7-338069-8	0-338069-8	8	8,89	14,7
8-338069-0	1-338069-0	10	11,43	17,3
8-338069-2	1-338069-2	12	13,97	19,8
8-338069-4	1-338069-4	14	16,51	22,4
8-338069-6	1-338069-6	16	19,05	24,9
8-338069-8	1-338069-8	18	21,59	27,4
9-338069-0	2-338069-0	20	24,13	30,0
9-338069-4	2-338069-4	24	29,21	35,0



- NOTES:
- 1 TAPE FOR VACUUM P&P ONLY FOR DASHNUMBERS 7- 18- 19-
 - 2 FOR PACKAGING SEE SHEET 2 AND 3
 - 3 WITHOUT VACUUM TAPE.
 - 4 CORING-OUTS FOR MANUFACTURING PURPOSE ONLY. SHAPE MAY VARY, BUT IS NOT FUNCTIONAL FOR THE APPLICATION.
 - 5 SHOWN IS A 10 POSITION CONNECTOR.



DIMENSIONS:	TOLERANCES UNLESS OTHERWISE SPECIFIED:
mm	
	0 PLC ±
	1 PLC ±
	2 PLC ±
	3 PLC ±
	4 PLC ±
	ANGLES ±
	FINISH ±

3	PICK & PLACE TAPE	KAPTON	AMBER TRANSPARENT
2	FEMALE HOUSING	G.F. POLYAMIDE	RED
1	FEMALE CONTACT	PHOSPHOR BRONZE	TIN OVER NICKEL
Item no.	Description	Material	Finish
DWN	M.Gosselink	TE Connectivity	
CHR			
APVD			
PRODUCT SPEC	108-19052	CONNECTOR, FEMALE-ON-BOARD TOP-ENTRY, SMD, WITH LATCHES, Micro-Match	
APPLICATION SPEC		SIZE	CAGE CODE
WEIGHT		A3	00779
CUSTOMER DRAWING		DRAWING NO	C-338069
	SCALE	5:1	SHEET 1 OF 3
			REV H1

4

3

2

1

THIS DRAWING IS UNPUBLISHED.

RELEASED FOR PUBLICATION

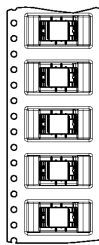
COPYRIGHT - BY

ALL RIGHTS RESERVED.

LOC H DIST -

REVISIONS

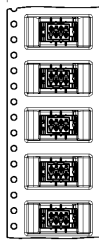
P	LTR	DESCRIPTION	DATE	DWN	APVD
-	-	SEE SHEET 1	-	-	-



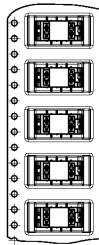
7-338069-4

4 POSITIONS

338069-4



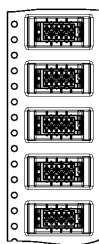
24mm wide tape



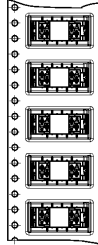
7-338069-6

6 POSITIONS

338069-6



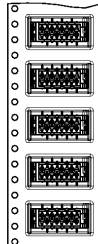
24mm wide tape



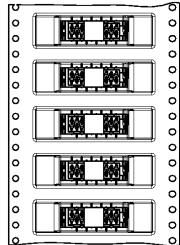
7-338069-8

8 POSITIONS

338069-8



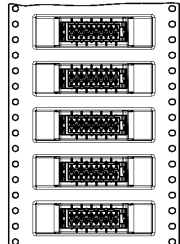
24mm wide tape



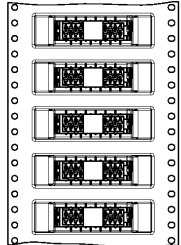
8-338069-0

10 POSITIONS

1-338069-0



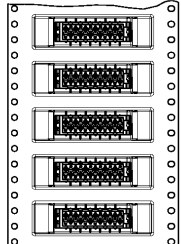
44mm wide tape



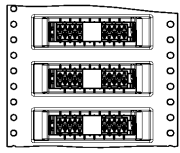
8-338069-2

12 POSITIONS

1-338069-2



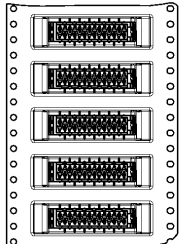
44mm wide tape



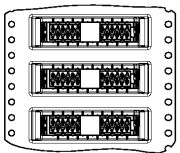
8-338069-4

14 POSITIONS

1-338069-4



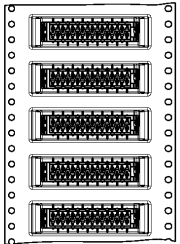
44mm wide tape



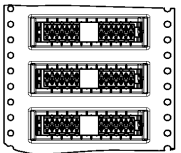
8-338069-6

16 POSITIONS

1-338069-6




44mm wide tape



8-338069-8

18 POSITIONS

1-338069-8



44mm wide tape

DIMENSIONS: mm 		TOLERANCES UNLESS OTHERWISE SPECIFIED: 0 PLC ± 1 PLC ± 2 PLC ± 3 PLC ± 4 PLC ± ANGLES ± FINISH -		DWN 11DEC01 CHR M.Gosselink APVD - PRODUCT SPEC 108-19052 APPLICATION SPEC - WEIGHT - CUSTOMER DRAWING		STE TE Connectivity CONNECTOR, FEMALE-ON-BOARD TOP-ENTRY, SMD, WITH LATCHES, Micro-Match		SIZE A3 CAGE CODE 00779 DRAWING NO. C-338069 RESTRICTED TO -	
MATERIAL -				SCALE 5:1		SHEET 2 OF 3		REV H1	

4

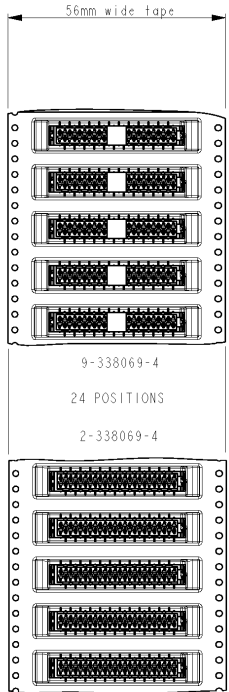
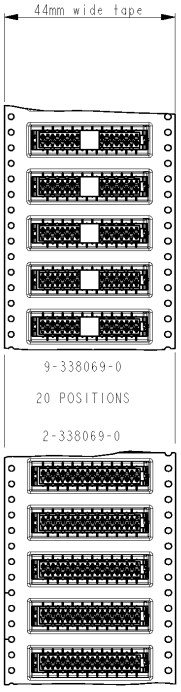
3

2

1

THIS DRAWING IS UNPUBLISHED. RELEASED FOR PUBLICATION
 © COPYRIGHT - BY ALL RIGHTS RESERVED.

LOC		DIST		REVISIONS			
P	LTR	DESCRIPTION	DATE	DWN	APVD		
-	-	SEE SHEET 1	-	-	-		



DIMENSIONS: mm		TOLERANCES UNLESS OTHERWISE SPECIFIED:		DWN 11DEC01 M. Gosselink				
		0 PLC ± 1 PLC ± 2 PLC ± 3 PLC ± 4 PLC ± ANGLES ±		CHR - APVD - PRODUCT SPEC 108-19052 APPLICATION SPEC -				NAME CONNECTOR, FEMALE-ON-BOARD TOP-ENTRY, SMD, WITH LATCHES, Micro-Match
MATERIAL -		FINISH -		WEIGHT -		SIZE A3 CAGE CODE 00779 DRAWING NO. C-338069		RESTRICTED TO -
CUSTOMER DRAWING				SCALE 5:1		SHEET 3 OF 3		REV H1