

4

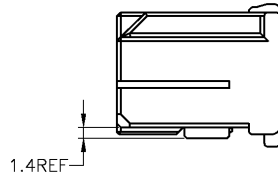
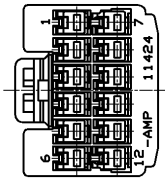
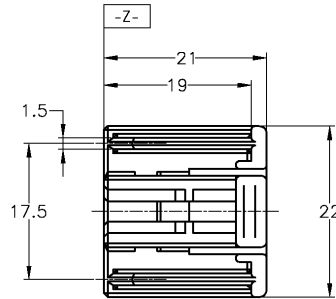
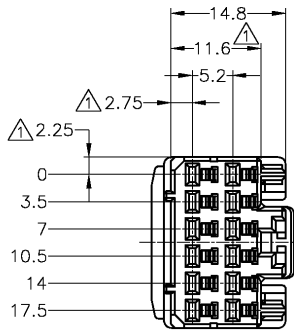
3

2

1

THIS DRAWING IS UNPUBLISHED. RELEASED FOR PUBLICATION  
 COPYRIGHT BY TYCO ELECTRONICS CORPORATION. ALL RIGHTS RESERVED.

LOC		DIST		REVISIONS			
J		-		変更			
P	LTR	DESCRIPTION		DATE	DWN	APVD	
C1		REDRAWN W/CHANGE		FJAO-0068-04	04FEB04	TS KB	



- △ MUST BE KEPT BETWEEN [-Z-] AND 2mm.
- 2. THE MATING CAP HOUSING PART NUMBER:  
175444, 175448, 176255, 178093
- 3. APPLIED CONTACT PART NUMBER:  
175275, 175276, 175268, 175269
- 4. APPLICABLE PRODUCT SPEC No. 108-5342
- △ RETAINER COLOR: ALL WHITE

- △ [-Z-] 面より 2mm の範囲で測定。
- 2. 嵌合相手ハウジング型番:  
175444, 175448, 176255, 178093
- 3. 内装するリセプタクルコンタクト型番:  
175275, 175276, 175268, 175269
- 4. 適用製品規格番号 108-5342
- △ リテーナは全て白色

PACKING, BLISTER TRAY	COLOR	PART NUMBER
	LIGHT GRAY	6-917978-6
	YELLOW	917978-7
353437-6	GRAY	917978-6
	BLUE	917978-5
	BLACK	917978-2
	WHITE	917978-1

TOLERANCE UNLESS OTHERWISE SPECIFIED:	
単位: 公差	公差
0 - <math>x</math> <math>\leq 10</math>	$\pm 0.2$
10 - <math>x</math> <math>\leq 30</math>	$\pm 0.25$
30 - <math>x</math> <math>\leq 100</math>	$\pm 0.3$
ANGLE	$\pm 3^\circ$

DIMENSIONS:		TOLERANCES UNLESS OTHERWISE SPECIFIED:	
単位: 精	公差	単位	公差
0 PLC	$\pm$	0	$\pm$
1 PLC	$\pm$	1	$\pm$
2 PLC	$\pm$	2	$\pm$
3 PLC	$\pm$	3	$\pm$
4 PLC	$\pm$	4	$\pm$
ANGLES	$\pm$		

MATERIAL	FINISH
PBT	仕上

THIS DRAWING IS A CONTROLLED DOCUMENT.		DWN I. SHINOHARA 04FEB04		Tyco Electronics AMP K.K.	
CHK K. BETSUI 04FEB04		APVD K. BETSUI 04FEB04		Kawasaki, Japan	
PRODUCT SPEC		NAME		040/070 HYBRID I/O CONNECTOR MK-II	
SEE NOTE 4		品名		12 POSITION PLUG HOUSING (POWER)	
APPLICATION SPEC		SIZE		DRAWING NO	
適用規格		A3		00779	
WEIGHT		3.9 g		DRAWING NO	
CUSTOMER DRAWING		SCALE		917978	
		尺貫		2:1	
		SHEET		1 OF 1	
		REV		C1	