

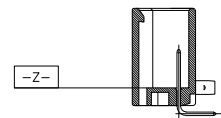
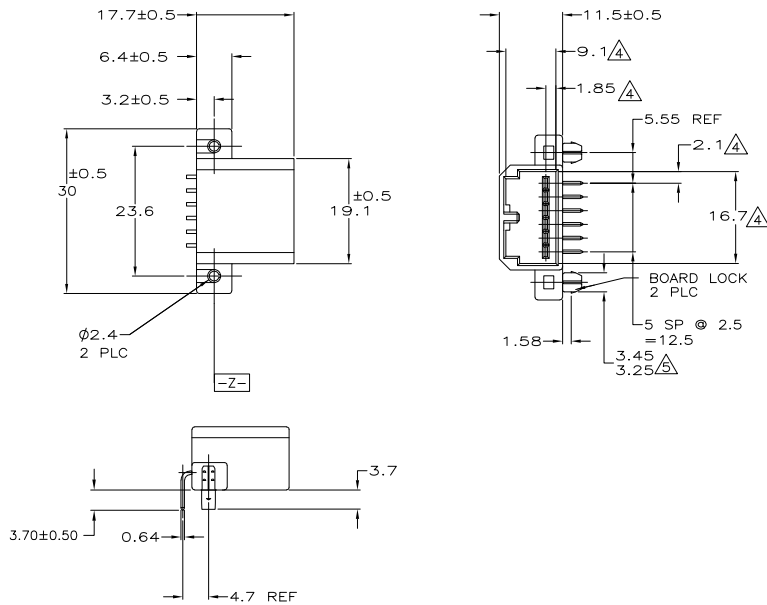
THIS DRAWING IS UNPUBLISHED. RELEASED FOR PUBLICATION
 © COPYRIGHT BY TYCO ELECTRONICS CORPORATION. ALL RIGHTS RESERVED.

LOC		DIBT		REVISIONS			
F	LWR	DESCRIPTION	DATE	OWN	APP'D		
FX	55	K2	REVISED PER ECR 06-006932	28APR2006	DLD	SSA	

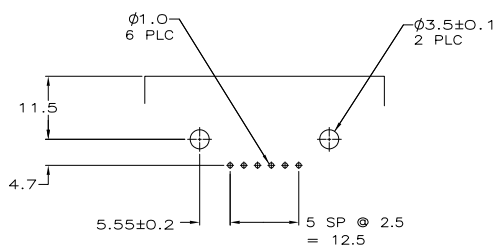
1. APPLICABLE P.C. BOARD THICKNESS: 1.6mm.
2. MATING PLUG HOUSING PART NO 175507 & 776204.
3. APPLICABLE PRODUCT SPEC NO 108-5281.

△ TO BE MEASURED WITHIN 2mm FROM $\square-Z$.

△ MEASUREMENT TO BE MADE BETWEEN HOUSING AND BOARDLOCK RETENTION BARB. MEASURE ROTATED 0-45° AROUND CIRCUMFERENCE.



SECTION A-A



PRINTED CIRCUIT BOARD LAYOUT

MATERIAL	FINISH	MATERIAL	COLOR	PART NO
BRASS	POST TIN	PBT	BLACK	9-776203-2
BRASS	GOLD CIRCUITS POST 3 & 4 TIN CIRCUITS POST 1, 2, 5 & 6	PBT	BLACK	4-776203-2
BRASS	GOLD PLATE	PBT	BLACK	1-776203-2
BRASS	PRE-TINNED	PBT	BLACK	776203-2

PIN		HOUSING		PART NO	
THIS DRAWING IS A CONTROLLED DOCUMENT.					
DIMENSIONS:		DATE		DRAWN	
MM		5-7-98		P. YEAGER	
TOLERANCES UNLESS OTHERWISE SPECIFIED:		5-7-98		CHK	
0 PLC ± .1		5-7-98		R. GRAY	
1 PLC ± 0.30		5-7-98		R. GRAY	
2 PLC ± 0.50		5-7-98		R. GRAY	
3 PLC ± .1		5-7-98		R. GRAY	
4 PLC ± .1		5-7-98		R. GRAY	
ANGLES ± .1		5-7-98		R. GRAY	
MATERIAL		APPLICATION SPEC		SIZE	
SEE TABLE		SEE TABLE		A2 00779	
FINISH		WEIGHT		CAGE CODE	
SEE TABLE		-		00779	
		CUSTOMER DRAWING		DRAWING NO	
		SCALE		RESTRICTED TO	
		2:1		-	
		SHEET		REV	
		1 OF 1		K2	

AMP 1471-9 REV 31MM2000

776203

B

A