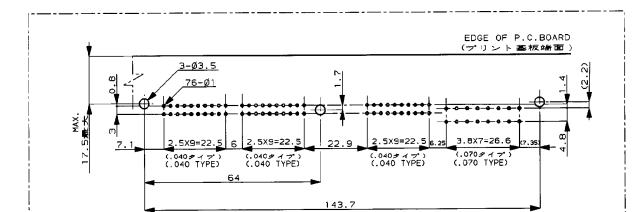
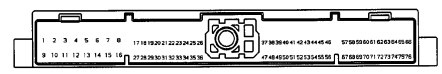
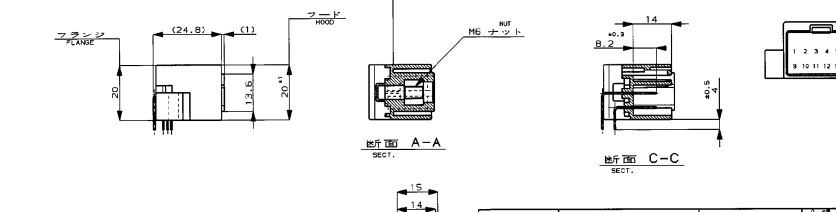


- 注記:**
- 1 長さより 2mm の範囲で測定
  - 2 適用プリント基板厚: 1.6mm
  - 3 推奨取付ネジ: 径φ3mm の小ネジ  
または 径φ4mm のドリル用ネジ  
金型ニッケルメッキ上に鍍金部分は金メッキ  
ハンダ付部分は、ハンダメッキ  
金めつ位置: (下面参照)
- NOTES:**
- 1 TO BE MEASURED WITHIN 2mm FROM 1-
  - 2 APPLICABLE P.C. BOARD THICKNESS: 1.6mm
  - 3 RECOMMENDED MOUNTING SCREW: 3mm DIA.  
SMALL SCREW OR #4mm DIA. TAPPING SCREW.  
GOLD PLATING FOR CONTACT AREA AND TIN-LEAD  
PLATING FOR SOLDERING AREA OVER ALLOVER  
NICKEL PLATING.
  - 4 GOLD TAB POSITIONS



品番	規格	材料	寸法	寸法	寸法	寸法	寸法	寸法	寸法	寸法	寸法	寸法	寸法	寸法	寸法	寸法	寸法	寸法	寸法	
7-179932-5																				
6-179932-5																				
6-179932-1	6-178997-1																			
	5-178997-5																			
4-179932-5	4-178997-5																			
	3-178997-5																			
	178997-5																			

43, 51, 53, 54, 57, 71 TIN OR AU PLATING	60 PRE-TINNED (BLUE)	7-174385-5
42-46, 50, 51, 53, 54 57, 58, 71, 72, 74 TIN OR AU PLATING	60 PRE-TINNED (BLUE)	5-174385-5
42-46, 50, 51, 53, 54 57, 58, 71, 72, 74	60 PRE-TINNED (BLUE)	4-174385-5
42-46, 53, 54, 57, 58 59, 60, 71, 72, 74	60 PRE-TINNED (BLUE)	3-174385-5
17-76 AU PLATING	60 PRE-TINNED (BLUE)	174385-5

<b>AMP</b>	TYPE ELECTRONICS AMP K.K. Tokyo, Japan
------------	-------------------------------------------

Copyright © 1997  
Copyright © 1997  
Copyright © 1997

DIMENSIONS IN MILLIMETERS, DO NOT SCALE PRINT  
 PRINTED IN JAPAN