

4

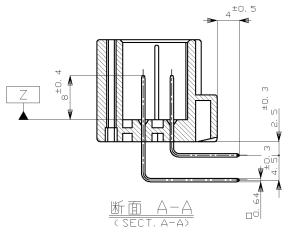
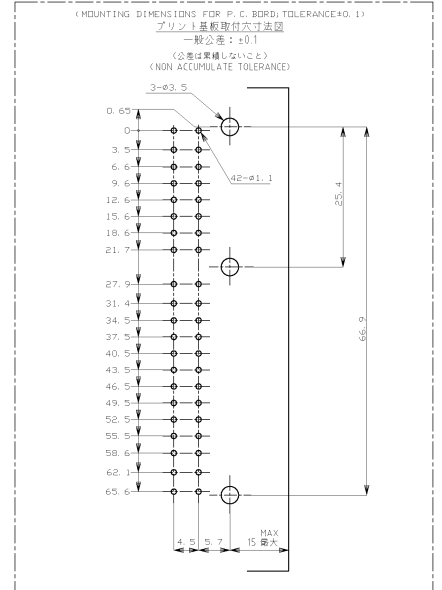
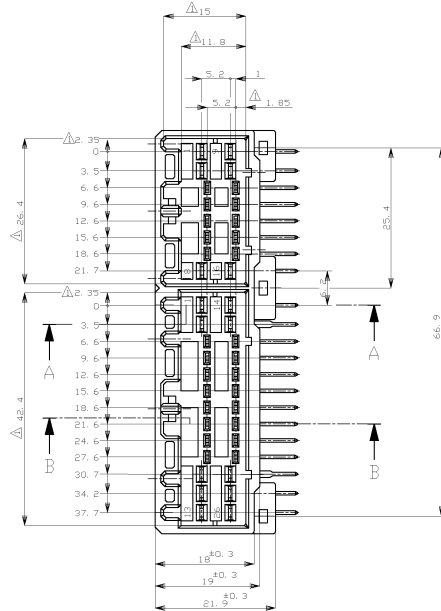
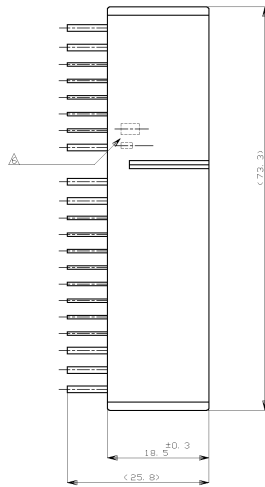
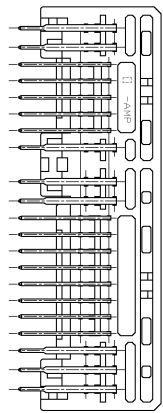
3

2

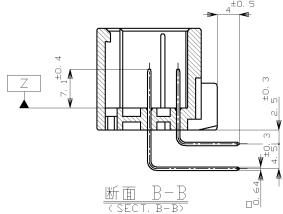
1

THE DRAWING IS UNCLASSIFIED  
COPYRIGHT - BY - ALL RIGHTS RESERVED

REV.	DATE	BY	CHK	APPD
J				
REVISIONS				
P	LR	DESCRIPTION	DATE	OWN
B1		REDRAWN W/CHANGE	ECR-11-010034	11JUL11 TS KB

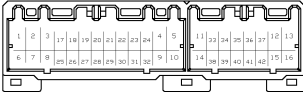


断面 A-A  
(SECT. A-A)



断面 B-B  
(SECT. B-B)

- △ ① ② ③ ④ ⑤ ⑥ ⑦ ⑧ ⑨ ⑩ ⑪ ⑫ ⑬ ⑭ ⑮ ⑯ ⑰ ⑱ ⑲ ⑳ ㉑ ㉒ ㉓ ㉔ ㉕ ㉖ ㉗ ㉘ ㉙ ㉚ ㉛ ㉜ ㉝ ㉞ ㉟ ㊱ ㊲ ㊳ ㊴ ㊵ ㊶ ㊷ ㊸ ㊹ ㊺



適用製品型番のアフィックス及びIDマークを  
サーキットマークにて表示

- △ MUST BE KEPT BETWEEN [ ] AND 2
- 2 THE MATING PLUG HSG PART NUMBER: 917986, 917992
- 3 RECOMMENDED MOUNTING SCREW: 3mm DIA. 5mm LENGTH (MAX)  
PAN HEAD, CLASS 2 TAPPING SCREW SPECIFIED IN JIS B1115, B1122
- ④ TIGHTENING TORQUE: 0.4N-m (4kg-cm) MAX
- ④ APPLICABLE PRODUCT SPEC NO: 108-5342
- ④ CIRCUIT NUMBER : POWER CIRCUIT NO. ① ~ ⑯  
SIGNAL CIRCUIT NO. ⑰ ~ ⑳
- △ INDICATED PREFIX AND ID MARK OF PRODUCT P/N BY HOT MARK

②	TIN-LEAD	SELECTIVE GOLD (無鉛金めっき) × 10	④⑤⑥	⑳㉑㉒㉓㉔㉕㉖	BLACK 黒色	2-177542-2
②	TIN-LEAD	PRE-TINNED (無鉛めっき) × 32	④⑤⑥	⑳㉑㉒㉓㉔㉕㉖	WHITE 白色	2-177542-1
△	MARKING サーキットマーク	FINISH OF CONTACT 接触面状態	POWER CIRCUIT NO. ①~⑯	SIGNAL CIRCUIT NO. ⑰~⑳	HOUSING COLOR ハウジング色	PART NO

THIS DRAWING IS A CONTROLLED DOCUMENT		DATE	12JUL11
DRAWN	T. SHINOHARA	CHK	12JUL11
DESIGNED	K. BETSUJI	APPD	12JUL11
PRODUCT SPEC	製品規格	APPLICATION SPEC	取付条件規格
MATERIAL	材料	FINISH	仕上げ
HOUSING	PBT	CONTACT	BRASS

TE Connectivity	26POSITION CAP HOUSING ASSEMBLY	040/070 SERIES HYBRID I/O CONNECTOR
SEE	DATE CODE (SHRINK NO)	RESTRICTED TO
A2	00779	177542
CUSTOMER DRAWING	SCALE 2:1	SHEET 1 of 1