

4

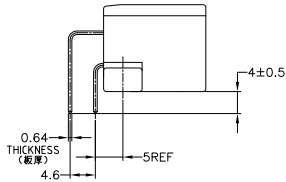
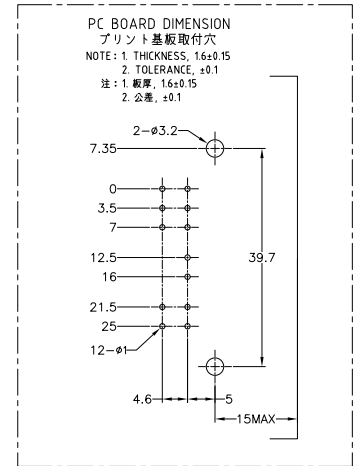
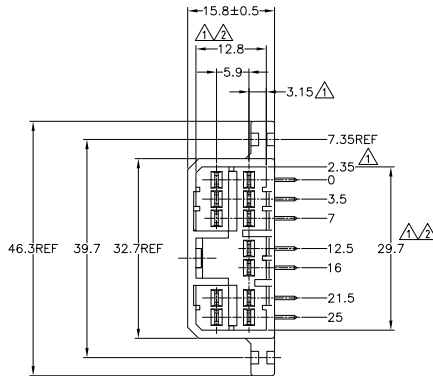
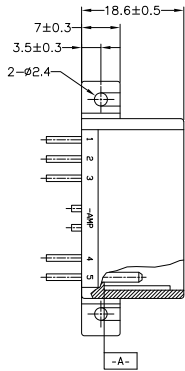
3

2

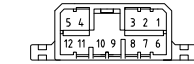
1

THIS DRAWING IS UNPUBLISHED. RELEASED FOR PUBLICATION. ALL RIGHTS RESERVED.

LOC	DIST	REV	REVISIONS	DATE	BY	APP
J	-	F	LR			
		H3	REVISED PER ECO-11-005140	28MAR11	RIK	HMR



- △-A- 面より2mmの範囲で測定。
- △ 相手ハウジングと所定の機能を満足して嵌合できること。
- 3. プリント基板への取付は、JIS B1115又は1122, M3×6ナベ(2個又は4個)のタッピングネジで締付けた後ハンダ付する。(締付けトルク4kg-cm以下)
- △ 回路番号: 下記参照のこと。
- △ PN 2-173858-6のタブの位置は、回路番号の1, 3, 5, 6, 8, 10, 12とする。
- △ TO BE MEASURED BETWEEN -A- AND 2.
- △ TO BE MATE WITH PLUG HSG SMOOTHLY.
- 3. TO BE USE M3 TAPPING SCREW JIS B1115 OR 1122 (TYPE 2 OR 4) BEFORE SOLDER.
- △ CIRCUIT NUMBER.



△ TAB POSITION OF PN 2-173858-6; CIRCUIT NUMBER 1, 3, 5, 6, 8, 10, 12.

HB	△ PRE-TIN	-	GRAY	2-173858-6
OBSELETE	SELECTIVE-TIN	PRE-TIN	GRAY	3-173858-2
OBSELETE	SELECTIVE-TIN	PRE-TIN	WHITE	3-173858-1
HB	TIN-LEAD	SELECTIVE GOLD	GREEN	2-173858-4
V-2	PRE-TIN	-	WHITE	9-173858-1
	PRE-TIN	-	GRAY	173858-6
HB	TIN-LEAD	SELECTIVE GOLD	WHITE	2-173858-1
	PRE-TIN	-	GREEN	173858-4
	PRE-TIN	-	WHITE	173858-1
FLAMMABILITY OF MATERIAL 使用材料難燃グレード	SOLDERING SIDE 半田付け部	CONTACT SIDE 接触部側	GOLD PLATED CIRCUIT NO 金めっき回路番号	COLOR 色
	CONTACT FINISH コンタクト仕上			PART NUMBER 製品番号

THIS DRAWING IS A CONTROLLED DOCUMENT. DIM: T. SHINOHARA OFFERED? K. BETSUI OFFERED? NAME: K. BETSUI OFFERED? DATE: 08-5216

TE Connectivity

070 SERIES MULTI-LOCK I/O CONNECTOR
12 POSITION CAP HOUSING ASSEMBLY
(H-TYPE)

SIZE: A2 ONE CODE: 00779 DRAWING NO: 173858

CUSTOMER DRAWING

SCALE: 2:1 SHEET: 1 of 1 REV: H3