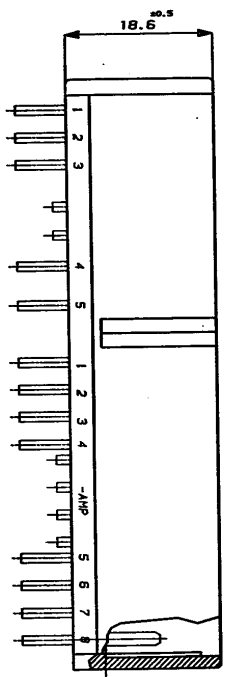
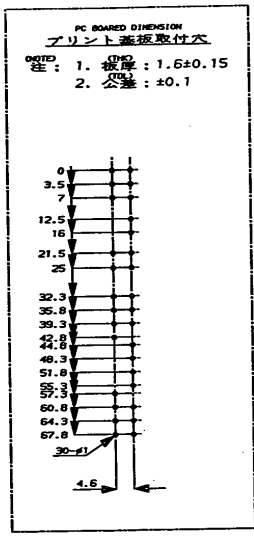
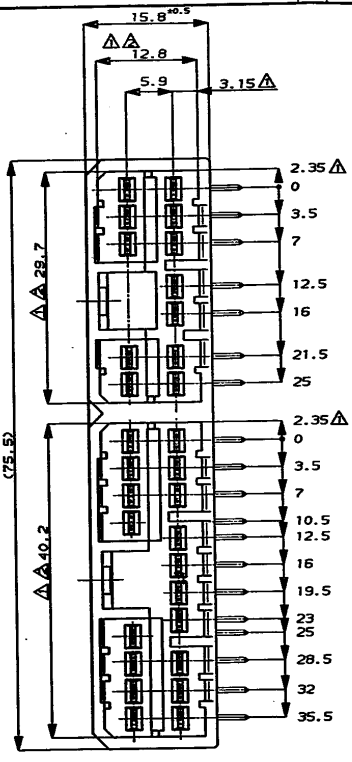
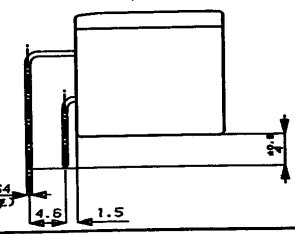


NUMBER C-179098  
METRIC

PRINTING DIMENSIONS IN MILLIMETERS. DO NOT SCALE PRINT



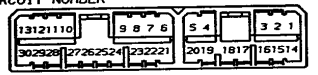
-A-



PC BOARD DIMENSION  
プリント基板取付穴  
注: 1. 板厚: 1.6±0.15  
2. 公差: ±0.1

注:  $\square$  A面より2mmの範囲で測定  
 $\triangle$  相手ハウジングと所定の機能を満足して嵌合できること  
 3 プリント基板への取付は、JIS B1115又は1122、M3X6ナベ(2種又は4種)のタッピンネジで締付けた後ハンダ付する(締付トルク: 4kg-cm以下)  
 $\triangle$  回路番号: 下図参照のこと

NOTES:  $\square$  TO BE MEASURED BETWEEN  $\square$  AND 2  
 $\triangle$  TO BE MATE WITH PLUG HSG SMOOTHLY  
 3 TO BE USE M3 TAPPING SCREW JIS B1115 OR 1122 (TYPE 2 OR 4) BEFORE SOLDER  
 $\triangle$  CIRCUIT NUMBER



1 ~ 30 POS. (金銀)	白 (WHITE)	30Pos. HORIZONTAL TYPE CAP HSG 30極 水平型キャップハウジング	179098-1
PRE-TINNED 鍍めつき	HOUSING COLOR ハウジング色	名称 (NAME)	型番 (P/N)
回路番号 (CIRCUIT NUMBER)			
Copyright © 1993 AMP (Japan) LTD. ALL RIGHTS RESERVED.		<b>AMP</b> AMP (JAPAN), LTD. Tokyo, Japan	
WIRE RANGE 線径 (AWG)	INSULATION DIA 絶縁径	NAME .070 SERIES MULTI-LOCK I/O CONN. 30POS. (H) CAP HSG	
MATERIAL BRASS	FINISH 鍍メッキ	GENERAL TOLERANCE 0.05mm 10 : ±0.2 100mm 30 : ±0.25 300mm 100 : ±0.3 ANGLES : ±3°	SIZE LOC NUMBER A3 J C-179098
RELEASED F. 300-0264-93 Y. T.S.A	DR. Y. Tomita 25-MAY-93	SCALE 2-1	REV. 0 SHEET 0
LTR	REVISION RECORD	DR	CHK
		DATE	
		CHK	
		DATE	

CUSTOMER DRAWING