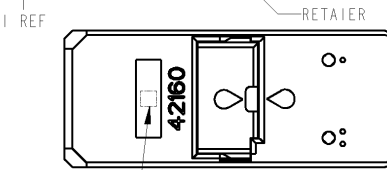
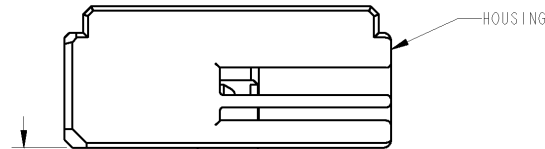
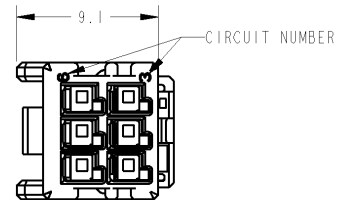
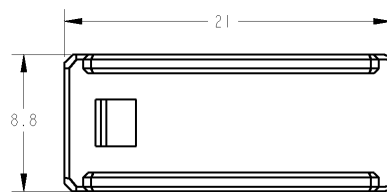
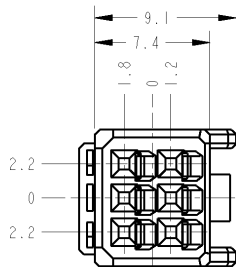


THIS DRAWING IS UNPUBLISHED. RELEASED FOR PUBLICATION  
 © COPYRIGHT 2005 BY TYCO ELECTRONICS CORPORATION. ALL RIGHTS RESERVED.

LOC	DIST	REVISIONS						
		F	LTR	DESCRIPTION	ECN	DATE	DWN	APVD
J	-	A		RELEASED	-	15FEB2005	YS	HY
		B		REVISED	ECR-11-001260	19JAN11	TS	KB



1. RETAINER SHOULD BE SENT TO THE PRE-ASSEMBLY.
2. INSTRUCTION SHEET NO. 411-78150.
3. MATING CONNECTOR PART NO.: SEE TABLE-1
4. APPLICABLE TERMINAL PART NO.: SEE TABLE-2
5. THIS PART IS COMBINED WITH 1747088.

1. プラグハウジングにリテーナを仮挿止して出荷される。
2. 取扱説明書NO. 411-78150
3. 適合相手型番: TABLE-1参照
4. 適用端子: TABLE-2参照
5. 本部品は1747088と組合せて使用される。

TABLE-1

POS 極数	CAP ASSEMBLY PART NO.
26	1747080
28	1747082

TABLE-2

		TERMINAL NO. 端子型番	APPLVABLE WIRE RANGE 適用電線
0.64111 SIGNAL	TIN SELECTIVE GOLD	1674311-1 1674311-2	AVSS/CAVS/CAVUS/AVSSH-f 0.3~0.5mm <sup>2</sup>

PAPER BOX タンボール	PLASTIC BAG ビニール袋	NATURAL	1747085-1
OUTER 外装	INNER 内装	COLOR	PART NUMBER
PACKING STYLE 梱包形態			

DIMENSIONS: mm		TOLERANCES UNLESS OTHERWISE SPECIFIED:		DWN 15FEB2005 CHK Y. SHINDO		Tyco Electronics Corporation Kawasaki, Japan	
		一般公差	±0.3	CHK H. YAMAGAMI 15FEB2005		<b>Tyco Electronics</b> 0.64111 2ROW 6POS PLUG HOUSING ASSY	
		0-PLC	±	APVD S. ISHATA 15FEB2005			
		1-PLC	±0.1	PRODUCT SPEC			
		2-PLC	±0.01	108-5773			
MATERIAL PBT		3-PLC	±0.001	APPLICATION SPEC		SIZE CAGE CODE DRAWING NO	
		4-PLC	±0.0004	114-5329		A3 00779 C-1747085	
		ANGLES	±1°00'	WEIGHT 1.1g		RESTRICTED TO	
		FINISH	SEE TABLE	CUSTOMER DRAWING		-	
		注		SCALE 4:1		SHEET 1 OF 1 REV B	