

4

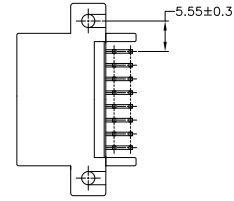
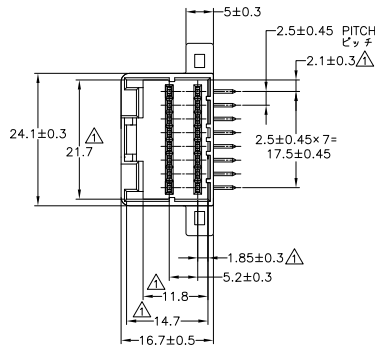
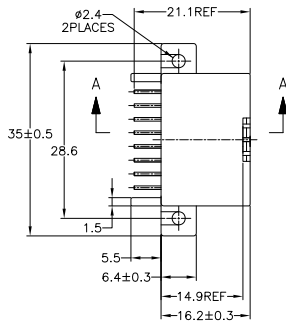
3

2

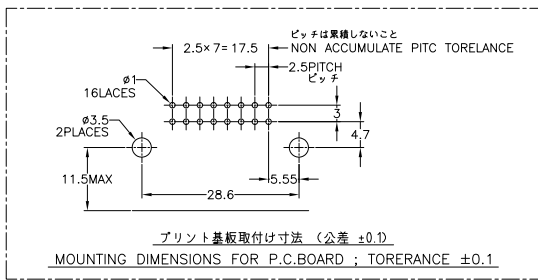
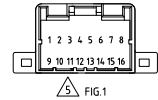
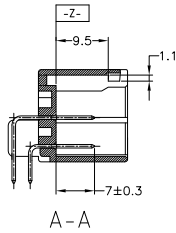
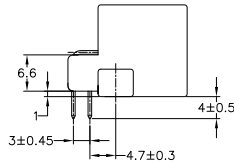
1

THIS DRAWING IS UNPUBLISHED. RELEASED FOR PUBLICATION. ALL RIGHTS RESERVED.

| LOC | DIST | REVISIONS | | |
|-----|------|---------------------------|---------|--------|
| F | LNK | DESCRIPTION | DATE | BYN |
| J | - | | | |
| H2 | | REVISED PER ECO-11-005140 | 28MAR11 | RK HMR |



- △Z-Z面より2mmの範囲で測定。
 - 2. 適用プリント基板厚: 1.6mm
 - 3. 嵌合相手ハウジング型番: 174046
 - 4. 推奨取付けねじ: JIS B1115, B1122 タッピンねじ, ねべ2種呼び径3, 長さ7mm以上 (締付けトルク: 0.4N-m以下)
 - △回路番号: FIG.1 参照
 - 6. 製品規格番号: 108-5244, 取扱説明書: 411-5883
- △TO BE MEASURED WITHIN 2mm FROM Z-Z
- 2. APPLICABLE P.C. BOARD THICKNESS: 1.6mm
 - 3. THE MATING PLUG HOUSING PART NUMBER: 174046
 - 4. RECOMMENDED MOUNTING SCREW: 3mm DIA. 7mm LENGTH (MIN) PAN HEAD, CLASS 2 TAPPING SCREW SPECIFIED IN JIS B1115, B1122 (TIGHTENING TORQUE: 0.4N-m MAX)
 - △CIRCUIT NUMBER: SEE FIG.1
 - 6. PRODUCT SPECIFICATION: 108-5244 INSTRUCTION SHEET: 411-5883



| TIN-LEAD | SELECTIVE GOLD x 2 | 5, 6 | BLACK | 3-174053-2 |
|--------------------|--------------------|------------------------|-------|-------------|
| SEE DWG 2-174053-2 | | | | |
| TIN-LEAD | SELECTIVE GOLD | 1~16 | GREEN | 1-174053-4 |
| TIN-LEAD | SELECTIVE GOLD | 1~16 | BLACK | 1-174053-2 |
| PRE-TIN | - | - | BLUE | 174053-5 |
| PRE-TIN | - | - | GREEN | 174053-4 |
| PRE-TIN | - | - | BLACK | 174053-2 |
| CONTACT FINISH | CONTACT SIDE | GOLD PLATED CIRCUIT NO | | |
| 半田付け部 | 接触部側 | 金めっき回路番号 | COLOR | PART NUMBER |
| CONTACT FINISH | | コンタクト仕上 | 色 | 製品型番 |

THIS DRAWING IS A CONTROLLED DOCUMENT.

| | | | | | | | | |
|----------------|---------------------------------------|----------------|---------|---------|---------|---------|----------|-----------|
| DIMENSIONS: mm | TOLERANCES UNLESS OTHERWISE SPECIFIED | 0 PLC ± | 1 PLC ± | 2 PLC ± | 3 PLC ± | 4 PLC ± | ANGLES ± | FINISH |
| MATERIAL | HOUSING: PBT | CONTACT: BRASS | | | | | | SEE TABLE |

TE Connectivity

040 SERIES MULTI-LOCK I/O CONNECTOR
16 POSITION CAP HOUSING ASSEMBLY

WEIGHT: 8.4 g

CUSTOMER DRAWING

SCALE: 2:1 SHEET: 1 of 1 REV: H2