THIS DRAWING IS UNPUBLISHED.	RELEASED FOR PUBLICATION -.-.-	MATED WITH PASSING ZU
© COPYRIGHT - By -	ALL RIGHTS RESERVED.	HA 16

LOC	DIST	REVISIONS					
—	—	P	LTR	DESCRIPTION	DATE	DWN	APVD
PROJEKT NR.: —			D3	REVISED PER ECO-11-005150	21MAR11	RK	HMR

SCREW TERMINATION

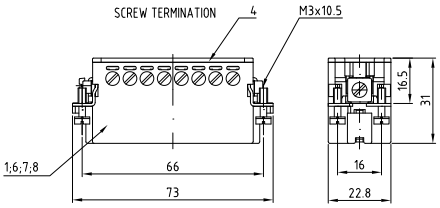

CRIMP TERMINATION

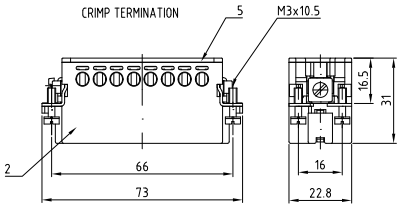

SPRING CLAMP TERMINATION

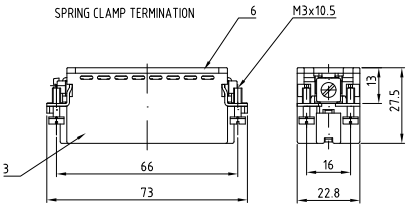

Contact arrangement / view from termination side

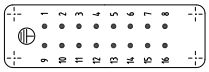

Contact arrangement / view from termination side

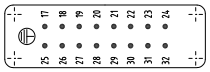

Contact arrangement / view from termination side

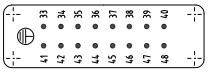

Contact arrangement / view from termination side

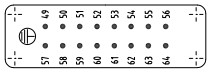

Panel cut-out for contact insert

when used without housing

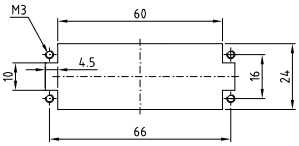

Assembling instruction

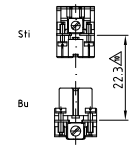

DISTANCE FOR SAFETY CONTACT MARKING MAX. 24 mm

NOTES:

1 SUITABLE CRIMP CONTACTS: SERIES HE/HA
OUTER DIMENSIONS OF INSULATION: MAX. Ø3,2 MM

2 SUITABLE HOOD SIZE 5; 7; 9; 11: SERIES HA; HD
SUITABLE INSERTION AND EXTRACTION TOOL:
SCREWDRIVER 0,5x3 DIN 5264

3 Strip lenght: Screw conection 10mm
Spring clamp conection 10mm Crimp conection 7.5mm

4 STANDARDS:
DIN EN 61984; DIN EN 60664-1

5 PACKAGING:
10 SETS IN A CARTON, PRE-MOUNTED

6 SPECIAL PACKAGING: Krauss-Maffei
PACKAGING UNIT: 300 PIECES

7 SPECIAL PACKAGING: Krauss-Maffei
PACKAGING UNIT: 150 PIECES

8 SPECIAL PACKAGING: AIS
PACKAGING UNIT: 250 PIECES

9 SPECIAL PACKAGING: WIELAND
PACKAGING UNIT: 100 PIECES

SEE TE CONNECTIVITY QUALITYMANAGEMENT PROCEDURE NO. 1.12

	HA 16 Sti.S.B1-16.WIE	HA 16 Sti.S.B1-16.AIS	HA 16 Sti.S.B17-32.KM	HA 16 Sti.S.B1-16.KM	HA 16 Sti.S-VA.B1-16 (OBSOLETE)	HA 16 Sti.S-VA.B17-32	HA 16 Sti.S-AU.B1-16	HA 16 Sti.C.B 49-64	HA 16 Sti.S.B 49-64	HA 16 Sti.S.C.B 49-64	HA 16 Sti.S.C.B 33-48	HA 16 Sti.S.B 33-48	HA 16 Sti.C.B 33-48	HA 16 Sti.S.B 17-32	HA 16 Sti.S.C.B 17-32	HA 16 Sti.C.B 17-32	HA 16 Sti.S.C.B 1-16	HA 16 Sti.C.B 1-16	HA 16 Sti.S.B 1-16	ORDERING TEXT / BESTELLTEXT	DESCRIPTION / BENENNUNG	MATERIAL	COLOR / FARBE	ITEM NO. POS.	REMARKS / BEMERKUNGEN
					1															Pin insert screw	PBT	light beige	8	with stainless steel-fixing screw
						1														Pin insert screw	PBT	light beige	7	with stainless steel-fixing screw
							1													Pin insert screw	PBT	light beige	6	with AU contact
										1	1				1		1			Cover	PBT	light beige	5	
								1					1			1		1		Cover	PBT	light beige	4	
1	1	1	1	1	1	1	1		1			1		1					1	Cover	PBT	light beige	3	
										1	1				1		1			pin insert spring clamp	PBT	light beige	2	
1	1	1	1					1	1			1	1	1		1		1	1	pin insert crimp/screw	PBT	light beige	1	
1-3	1-2	1-0	0-4	0-7	0-6	0-5	2-9	1-9	7-9	7-8	1-8	2-8	1-7	7-7	2-7	7-1	2-3	1-1		DESCRIPTION / BENENNUNG	MATERIAL	COLOR / FARBE	ITEM NO. POS.	REMARKS / BEMERKUNGEN

THIS DRAWING IS A CONTROLLED DOCUMENT.

DIMENSIONS: mm

TOLERANCES UNLESS OTHERWISE SPECIFIED:
0 PLC ±
1 PLC ± ± ' '
2 PLC ± ± ' ' '
3 PLC ± ± ' ' ' '
4 PLC ± ' '
ANGLES ± -

MATERIAL -

FINISH -

DWN Schneider	09.02.2000	TE Connectivity
CHK Schweiger	09.02.2000	
APVD -		NAME Male insert HA.16.Sti.C
PRODUCT SPEC 108-74007		
APPLICATION SPEC 114-77009		
WEIGHT -		SIZE A2 · CAGE CODE 00779 · DRAWING NO C-1103416 · RESTRICTED TO —
CUSTOMER DRAWING		SCALE 1:1 · SHEET 1 OF 1 · REV D3

1471-9 (3/11)

1103416

Downloaded from Elcodis.com electronic components distributor