THIS DRAWING IS UNPUBLISHED.
VERTRAULICHE UNVERÖFFENTLICHE ZEICHNUNG
RELEASE FOR PUBLICATION ,2000
FREI FÜR VERÖFFENTLICHUNG
© COPYRIGHT 2000 BY AMP INCORPORATED ALL RIGHTS RESERVED
ALLE RECHTE VORBEHALTEN

MATED WITH:
PASSEND ZU: HA.3/4

LOC	DIST
AI	-

PROJECT NR. -

REVISIONS
ÄNDERUNGEN

P	LTR	DESCRIPTION BESCHREIBUNG	DATE	DWN	APVD
C2		TEXT CHANGED ECR-07-020917	03.09.2007	SR	ST

NOTES

1 CONTACT: 1 TO 3
SUITABLE SCREW CONTACTS: SERIES HA.3
OUTER DIMENSIONS OF INSULATION: MAX. Ø3,4 MM

2 GROUNDING CONTACT:
SUITABLE SCREW CONTACTS: SERIES HA.3
OUTER DIMENSIONS OF INSULATION: MAX. Ø3,4 MM

3 SUITABLE HOOD SIZE 1: SERIES HA; HD; EMV AND HIP

4 SUITABLE INSERTION AND EXTRACTION TOOL:
SCREWDRIVER 2,0x65

5 STANDARDS:
DIN EN 61984; DIN EN 60664-1

6 POLARIZATION RIPS

7 POS. 8 AND POS.9 PACKED SEPARATE IN POLY BAG

8 AUTHORIZATION: UL; CSA; VDE; SEV

9 PACKAGING:
10 SETS IN A CARTON, PRE-MOUNTED

10 PACKAGING
200 PIECES IN A KANN-BAN BOT

CONTACT ARRANGEMENT
VIEW FROM CONECTING SIDE

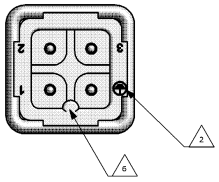

LATERAL PRINT
PN 1-1 / 0-2

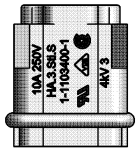

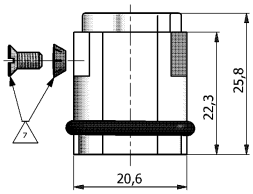

LATERAL PRINT
PN 0-1

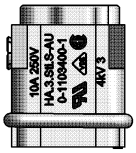

LATERAL PRINT
PN 0-3

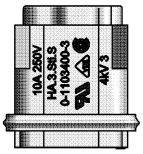

CONTACT ARRANGEMENT
VIEW FROM TERMINATION SIDE

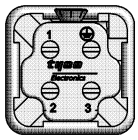

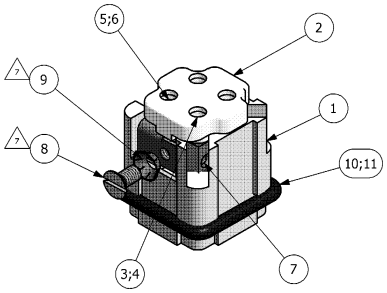

1				PROFILE SEAL	NEOPRENE		BLACK	11	CONDUCTIVE
	1	1	1	PROFILE SEAL	NEOPRENE		BLACK	10	
	1	1	1	SPRING WASHER	STEEL	ZINK PLATED		9	V3.2
	1	1	1	SLOTED COUNTER FLAT HEAD SCREW	STEEL	ZINK PLATED		8	M3x6
4	4	4	4	SLOTED CHEESE HEAD SCREW	BRASS	NICKEL PLATED		7	M3x5.5
		1		EARTING CONTACT PIN WITH ANGLE	BRASS	GOLD PLATED		6	
1	1		1	EARTING CONTACT PIN WITH ANGLE	BRASS	SILVER PLATED		5	
		3		CONTACT PIN	BRASS	GOLD PLATED		4	
3	3		3	CONTACT PIN	BRASS	SILVER PLATED		3	
1	1	1	1	COVER	PC		BEIGE	2	
1	1	1	1	MALE INSERT	PC		BEIGE	1	
0-3	0-2	0-1	1-1	DESCRIPTION	MATERIAL	SURFACE	COLOR	ITEM	NOTES

HA.3.Sti.S 1
HA.3.Sti.S-AU 1
HA.3.Sti.S-KM 1
HA.3.Sti.S 1

THIS DRAWING IS A CONVERTED DOCUMENT. ANY INCORPORATED DATA IS BASED ON CURRENT AMP STANDARDS. ANY DIMENSIONS, SPECIFICATIONS, NOTES, ETC. NOT SHOWN ON THE ORIGINAL DRAWING MAY NOT BE VALID. THE ORIGINAL DRAWING MAY NOT BE SUITABLE FOR NEW DESIGNS. CONTACT APPLICATION ENGINEERING FOR ADVICE.

DIMENSIONS:
DIMENSIONEN:
mm

TOLERANCE UNLESS OTHERWISE SPECIFIED:
ALLGEMEINTOLERANZEN
n. ISO 8015 :
n. ISO 2768 : mH E
n. DIN 16901: ±40
1 PLC
2 PLC
3 PLC
4 PLC
ANGLES / WINKEL ± 0°30'

MATERIAL

FINISH / OBERFLÄCHE / FARBE

DWN	SCHNEIDER	24.09.1999
CHK	KRAMER	24.09.1999
APVD	T.SCHNURPFEIL	27.03.2006
PRODUCT SPEC PRODUKTSPEZ.	108-74055	
APPLICATION SPEC VERARBEITUNGSSPEZ.	114-74056	
WEIGHT GEWICHT	0,0012 KG	

tyco Electronics
Tyco / Electronics AMP GmbH
D - 53819 Neunkirchen

NAME
MALE INSERT
HA.3.STI.S

SIZE A2 | CAGE CODE 00779 | DRAWING NO ZEICHNUNGS-N.r. C- 1103400 | RESTRICTED TO NUR FÜR

CUSTOMER DRAWING / KUNDENZEICHNUNG | SCALE MASSSTAB 1:1 | SHEET BLATT 1 OF VON 1 | REV. C2

AMP 147-9 REV 27JUN96

This is a TRANSLATED file from Computervision, Inc., Medusa Revision 12.2.ST

Downloaded from Elcodis.com electronic components distributor