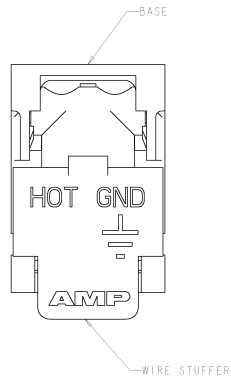
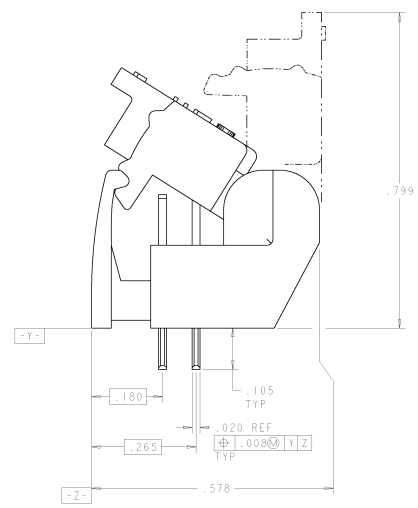


DATE APPROVED BY: [Signature]	REVISED FOR FUNCTION:
BY: [Signature]	BY: [Signature]

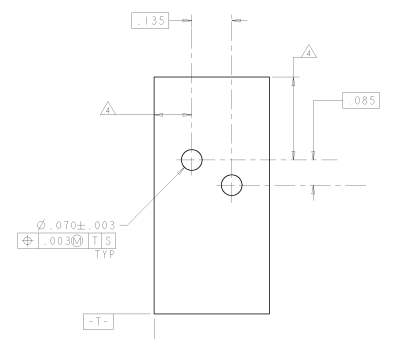
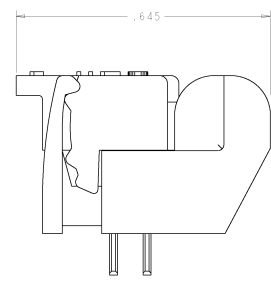
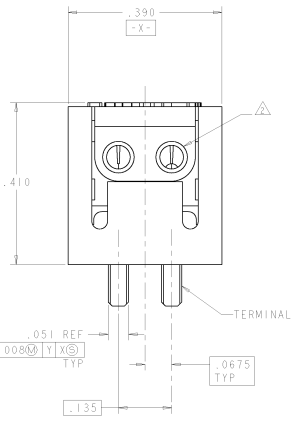
REV	DATE	DESCRIPTION	BY	CHK	APP
0					
1		REVISED: EC 001C-0007-01	WAGNER	JA	TR
2		REVISED: EC 005D-0113-01	WAGNER	DLD	AMP
3		REVISED PER EC 0019-0020-02	WAGNER	BLO	TRW
4		REVISED PER EC 0015-0024-03	WAGNER	JB	CF



1339345-1 SHOWN



- △ MATERIAL: BASE - POLYESTER MOLDING COMPOUND, BLACK. WIRE STUFFER - POLYESTER MOLDING COMPOUND, BLACK. TERMINAL - COPPER ALLOY, PLATED WITH 3.81µm MINIMUM THICK TIN OVER 1.27µm MINIMUM THICK NICKEL UNDERPLATE.
- △ EACH WIRE ENTRY HOLE ACCEPTS ONE UNSTRIPPED SOLID COPPER 22-24 AWG WIRE WITH WIRE INSULATION DIAMETER RANGE FROM .060 THROUGH .040. OTHER WIRE SIZES AND TYPES SHALL BE SUBMITTED TO AMP ENGINEERS FOR APPLICATION APPROVAL.
- 3. SOLDER TABS PROVIDED FOR PERMANENT BOARD MOUNTING.
- △ LOCATION OF HOLE PATTERN DETERMINED BASED ON CUSTOMER REQUIREMENTS.



SUGGESTED PRINTED CIRCUIT BOARD MOUNTING DIMENSIONS VIEWED FROM SOLDER SIDE

BLANK	1339345-2
HOT GND	1339345-1
MARKINGS	PART NUMBER

MATERIAL: POLYESTER MOLDING COMPOUND, BLACK WIRE STUFFER: POLYESTER MOLDING COMPOUND, BLACK TERMINAL: COPPER ALLOY, PLATED WITH 3.81µm MINIMUM THICK TIN OVER 1.27µm MINIMUM THICK NICKEL UNDERPLATE		FINISH: BLACK FINISH: BLACK FINISH: BLACK FINISH: BLACK	PART NUMBER: 1339345-1 CASE FILE: 00779 CUSTOMER DRAWING:	AMP AMP CORPORATION BERKELEY, PA 16801-0008 ASSEMBLY: SINGLE PAIR, DOUBLE ENTRY, PIVOT II CONNECTOR TITLE: 1339345 PART: 1339345
--	--	--	---	--