THIS DRAWING IS UNPUBLISHED. RELEASED FOR PUBLICATION –,– .
© COPYRIGHT – BY TYCO ELECTRONICS CORPORATION. ALL INTERNATIONAL RIGHTS RESERVED.

LOC	DIST
AD	25

REVISIONS

P	LTR	DESCRIPTION	DATE	DWN	APVD
	C	REVISED PER ECO-10-022735	18NOV10	DH	AS

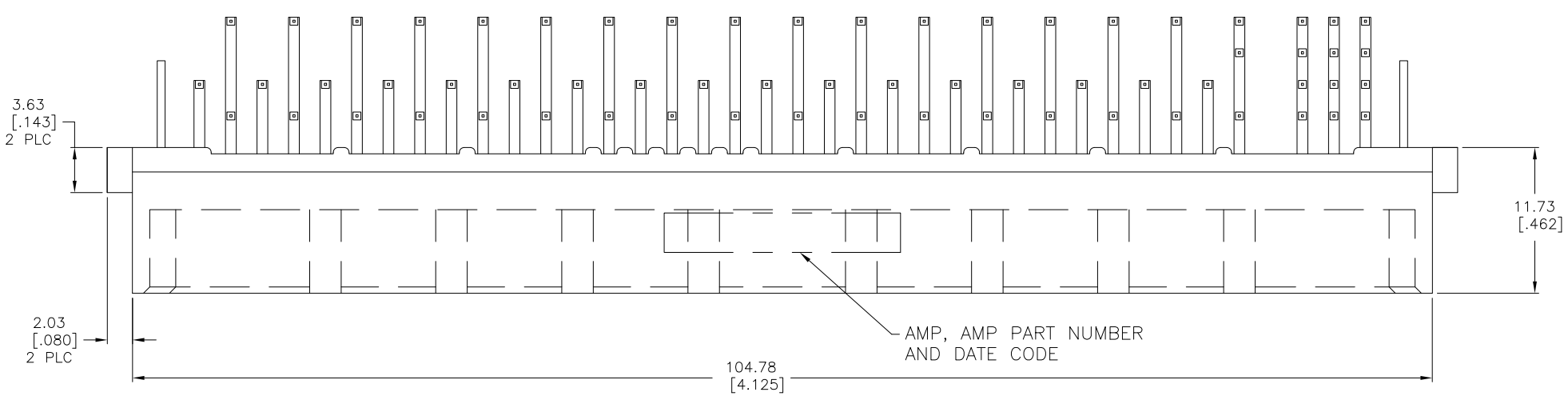

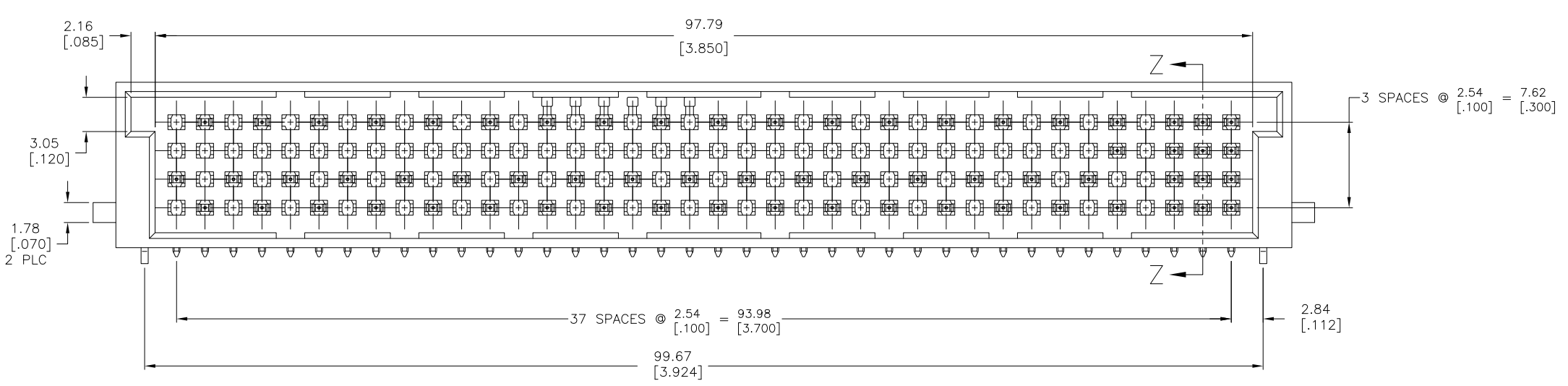

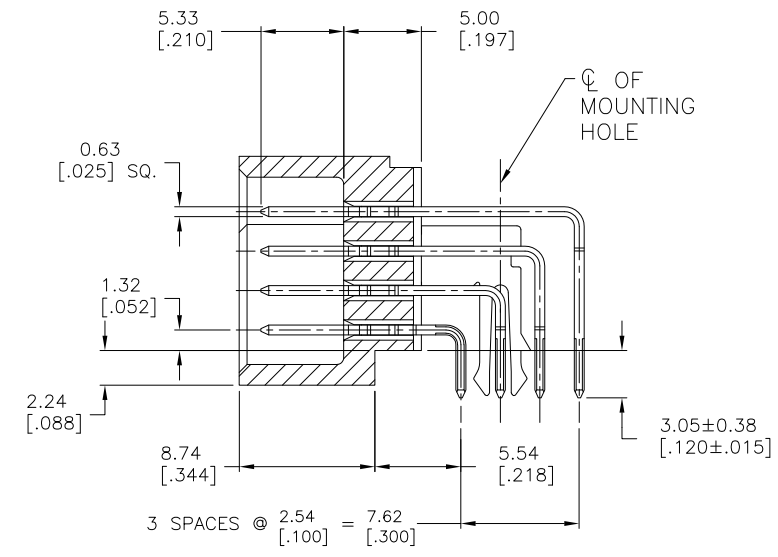

SECTION Z–Z

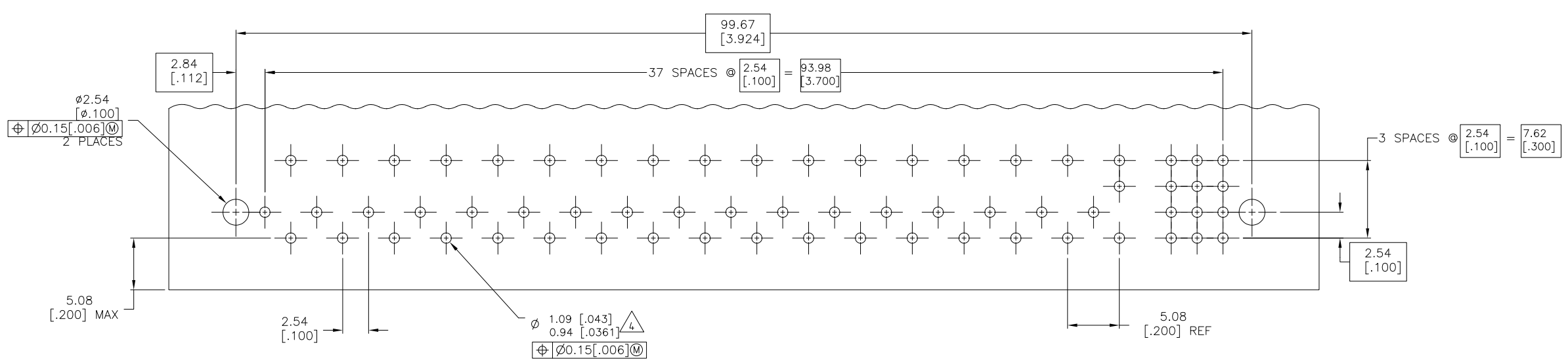

RECOMMENDED P. B. BOARD LAYOUT

1. HOUSING MATERIAL: THERMOPLASTIC, BLACK.
2. CONTACT MATERIAL: PHOSPHOR BRONZE.
3. CONTACT FINISH: .00127–.00254 [.000050–.000100] NICKEL INDERPLATE ALL OVER; .00076 [.000030] GOLD PLATE IN CONTACT AREA, TIN–LEAD PLATED SOLDER TAILS.
4. RIGHT ANGLE PIN RECOMMENDED P.C. BOARD HOLE SIZES ARE 0.94–1.09 [.037–.043]; RECOMMENDED PAD DIA IS 1.52 [.060].

A		X		X		X		X		X				X		X		X		X		X		X		X		X		X		X		X		X	X	X	A
B																																		X		X	X	X	B
C	X		X		X		X		X		X		X		X		X		X		X		X		X		X		X		X		X			X	X	X	C
D		X		X		X		X		X		X		X		X		X		X		X		X		X		X		X		X		X		X	X	X	D
ROW	1				5					10					15					20					25					30					35			38	ROW

CONTACT LOADING CHART – X DENOTES LOADED CAVITY

536946-1
PART NUMBER

THIS DRAWING IS A CONTROLLED DOCUMENT.		DWN T. SHUEY 5-6-96	Tyco Electronics Corporation, Harrisburg, PA 17105-3608
DIMENSIONS: mm	TOLERANCES UNLESS OTHERWISE SPECIFIED: 0 PLC ± –; 1 PLC ± –; 2 PLC ± –; 3 PLC ± 0.13 [.005]; 4 PLC ± –; ANGLES ± –	CHK J. WEARY 5-9-96	NAME: PIN ASSEMBLY,HDI,4 ROW,RIGHT ANGLE, W/BOARD LOCK,3.05 [.120] LG TAILS, AND 0.00076 [.000030] GOLD PLATE
		APVD J. WEARY 5-9-96	
		PRODUCT SPEC –	
		APPLICATION SPEC –	SIZE A1 · CAGE CODE 00779 · DRAWING NO C-536946 · RESTRICTED TO –
MATERIAL 1 2	FINISH 3	WEIGHT –	
		CUSTOMER DRAWING	SCALE 4:1 · SHEET 1 OF 1 · REV C

4805 (1/06)

Downloaded from Elcodis.com electronic components distributor