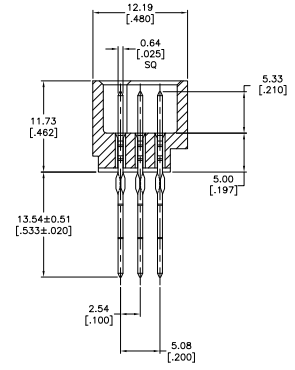
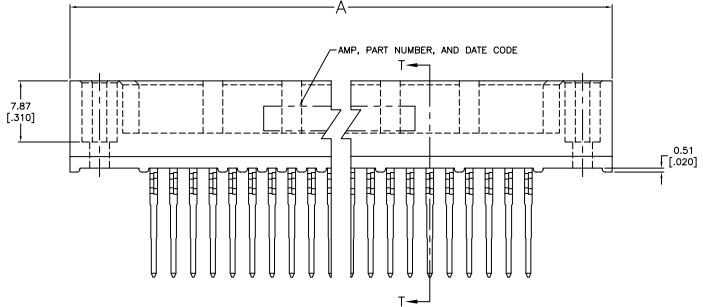
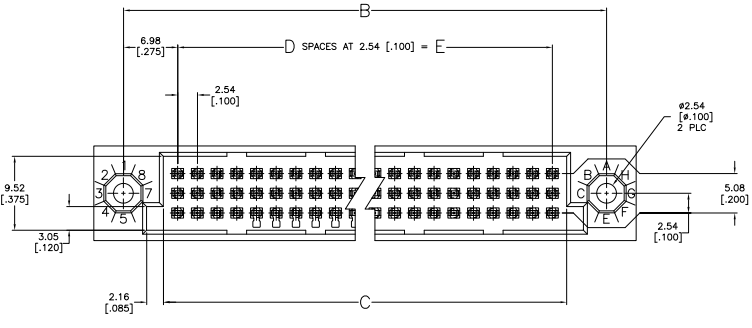
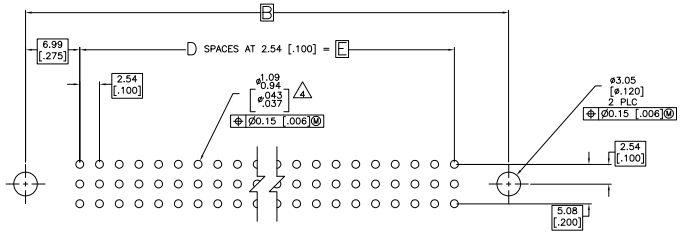


THIS DRAWING IS UNPUBLISHED
 © 2008 TYS ELECTRONICS CORPORATION ALL RIGHTS RESERVED

REV	DATE	DESCRIPTION	BY	APP
AD	00	REVISED FOR EC 0513-0387-05		JDF/AMS



SECTION T-T



RECOMMENDED PC BOARD LAYOUT

THIS DRAWING IS A CONTROLLED DOCUMENT		REVISED FOR EC 0513-0387-05	DATE	BY	APP
INCHES	MILLIMETERS	DATE	BY	APP	
1/16	1.5748				
1/32	3.1500				
1/64	6.3000				
3/128	15.7480				
1/8	31.5000				
3/16	47.2500				
1/4	63.0000				
5/16	78.7500				
3/8	94.5000				
1/2	127.0000				
5/8	157.5000				
3/4	190.5000				
7/8	223.5000				
1	254.0000				
1 1/8	317.5000				
1 1/4	381.0000				
1 3/8	444.5000				
1 1/2	508.0000				
1 5/8	571.5000				
1 3/4	635.0000				
1 7/8	698.5000				
2	762.0000				
2 1/8	825.5000				
2 1/4	890.0000				
2 3/8	954.5000				
2 1/2	1019.0000				
2 5/8	1083.5000				
2 3/4	1148.0000				
2 7/8	1212.5000				
3	1277.0000				
3 1/8	1341.5000				
3 1/4	1406.0000				
3 3/8	1470.5000				
3 1/2	1535.0000				
3 5/8	1599.5000				
3 3/4	1664.0000				
3 7/8	1728.5000				
4	1793.0000				
4 1/8	1857.5000				
4 1/4	1922.0000				
4 3/8	1986.5000				
4 1/2	2051.0000				
4 5/8	2115.5000				
4 3/4	2180.0000				
4 7/8	2244.5000				
5	2309.0000				
5 1/8	2373.5000				
5 1/4	2438.0000				
5 3/8	2502.5000				
5 1/2	2567.0000				
5 5/8	2631.5000				
5 3/4	2696.0000				
5 7/8	2760.5000				
6	2825.0000				
6 1/8	2889.5000				
6 1/4	2954.0000				
6 3/8	3018.5000				
6 1/2	3083.0000				
6 5/8	3147.5000				
6 3/4	3212.0000				
6 7/8	3276.5000				
7	3341.0000				
7 1/8	3405.5000				
7 1/4	3470.0000				
7 3/8	3534.5000				
7 1/2	3599.0000				
7 5/8	3663.5000				
7 3/4	3728.0000				
7 7/8	3792.5000				
8	3857.0000				
8 1/8	3921.5000				
8 1/4	3986.0000				
8 3/8	4050.5000				
8 1/2	4115.0000				
8 5/8	4179.5000				
8 3/4	4244.0000				
8 7/8	4308.5000				
9	4373.0000				
9 1/8	4437.5000				
9 1/4	4502.0000				
9 3/8	4566.5000				
9 1/2	4631.0000				
9 5/8	4695.5000				
9 3/4	4760.0000				
9 7/8	4824.5000				
10	4889.0000				

AMP 480 Rev 2/2008

- HOUSING MATERIAL: THERMOPLASTIC, BLACK.
- CONTACT MATERIAL: PHOSPHOR BRONZE.
- CONTACT FINISH: 0.00127-0.00254 [.000050-.000100] NICKEL UNDERPLATE ALL OVER; 0.00076 [.000030] MIN GOLD PLATE IN CONTACT AREA, TIN-LEAD, PLATED POSTS.
- ACTION PIN POSTS REQUIRE 2.36 [.093] MIN THICK PC BOARD. RECOMMENDED PC BOARD HOLES ARE #1.151 [.0453] PLATED THRU 0.025-0.076 [.001-.003] COPPER, WITH 0.0076 [.0003] MIN TIN-LEAD PLATING; FINISHED HOLE AFTER PLATING #0.94-1.09 [.037-.043]; AFTER REFLOW #0.91-1.09 [.036-.043].
- HOUSINGS WITH CENTER MOUNTING IS RECOMMENDED FOR ASSEMBLIES HAVING 75 CONTACTS PER ROW OR MORE.

	27.84	11	31.75	41.91	49.53	36	2-533061-1		
	[1.100]		[1.250]	[1.650]	[1.950]				
OBSELETE	22.86	9	26.67	36.83	44.45	30	2-533061-0		
	[.900]		[1.050]	[1.450]	[1.750]				
	210.82	83	214.63	224.79	232.41	252	1-533061-9		
	[8.300]		[8.450]	[8.850]	[9.150]				
	243.84	96	247.65	257.81	265.43	291	1-533061-8		
	[9.600]		[9.750]	[10.150]	[10.450]				
OBSELETE	251.46	99	255.27	265.43	273.05	300	1-533061-7		
	[9.900]		[10.050]	[10.450]	[10.750]				
OBSELETE	238.76	94	242.57	252.73	260.35	285	1-533061-6		
	[9.400]		[9.550]	[9.950]	[10.250]				
OBSELETE	226.06	89	229.87	240.03	247.65	270	1-533061-5		
	[8.900]		[9.050]	[9.450]	[9.750]				
OBSELETE	213.36	84	217.17	227.33	234.95	255	1-533061-4		
	[8.400]		[8.550]	[8.950]	[9.250]				
OBSELETE	200.66	79	204.47	214.63	222.25	240	1-533061-3		
	[7.900]		[8.050]	[8.450]	[8.750]				
OBSELETE	187.96	74	191.77	201.93	209.55	225	1-533061-2		
	[7.400]		[7.550]	[7.950]	[8.250]				
	175.26	69	179.07	189.23	196.85	210	1-533061-1		
	[6.900]		[7.050]	[7.450]	[7.750]				
OBSELETE	162.56	64	166.37	176.53	184.15	195	1-533061-0		
	[6.400]		[6.550]	[6.950]	[7.250]				
	149.86	59	153.67	163.83	171.45	180	533061-9		
	[5.900]		[6.050]	[6.450]	[6.750]				
	137.16	54	140.97	151.13	158.75	165	533061-8		
	[5.400]		[5.550]	[5.950]	[6.250]				
OBSELETE	124.46	49	128.27	138.43	146.05	150	533061-7		
	[4.900]		[5.050]	[5.450]	[5.750]				
OBSELETE	111.76	44	115.57	125.73	133.35	135	533061-6		
	[4.400]		[4.550]	[4.950]	[5.250]				
	99.06	39	102.87	113.03	120.65	120	533061-5		
	[3.900]		[4.050]	[4.450]	[4.750]				
OBSELETE	86.36	34	90.17	100.33	107.95	105	533061-4		
	[3.400]		[3.550]	[3.950]	[4.250]				
OBSELETE	73.74	31	77.55	87.71	95.33	96	533061-3		
	[3.100]		[3.250]	[3.650]	[3.950]				
	61.12	26	64.93	75.09	82.71	84	533061-2		
	[2.600]		[2.750]	[3.150]	[3.450]				
OBSELETE	48.50	23	52.31	62.47	70.09	71	533061-1		
	[2.400]		[2.550]	[2.950]	[3.250]				

F	D	C	B	A	POSN	PART NUMBER
THIS DRAWING IS A CONTROLLED DOCUMENT. IT IS KEPT BY THE CUSTOMER.						
DRAWING NO. 100779						
DATE 4.1						
REV. 2						
BY W						