

4

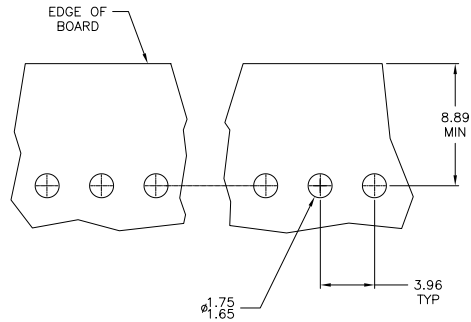
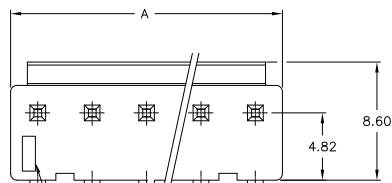
3

2

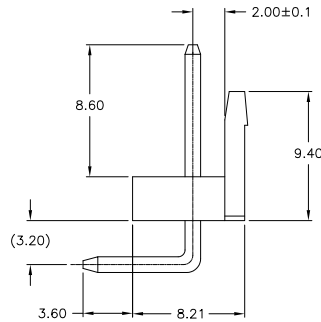
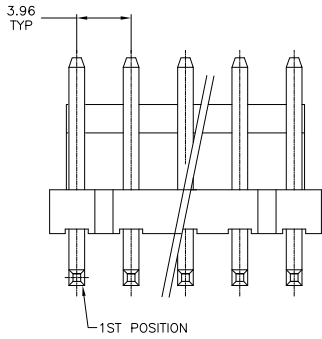
1

THIS DRAWING IS UNPUBLISHED. RELEASED FOR PUBLICATION. ALL RIGHTS RESERVED.

LOC	DIST	REVISIONS		
F	LR	DESCRIPTION	DATE	BY
CM	00			
	A3	REVISED PER ECO-11-004820	11MAR11	RK HMR



- MATERIAL :
HOUSING : THERMOPLASTIC Nylon66UL94V-0.
WHITE COLOR.
CONTACT : BRASS.
- FINISH:
CONTACT : 80u" MIN. TIN PLATED ON CONTACT AREA.



47.52	12	1-647676-2
43.56	11	1-647676-1
39.60	10	1-647676-0
35.64	9	647676-9
31.68	8	647676-8
27.72	7	647676-7
23.76	6	647676-6
19.80	5	647676-5
15.84	4	647676-4
11.88	3	647676-3
7.92	2	647676-2
DIM. A CIRCUITS		PART NUMBER

METRIC

THIS DRAWING IS A CONTROLLED DOCUMENT.		DRW K. WHITAKER	22JUL04
DIMENSIONS: mm		CHK D.	22JUL04
TOLERANCES UNLESS OTHERWISE SPECIFIED:		D. BOSS1	22JUL04
0 PL	± 0.3	NAME	
1 PL	± 0.25	ASSEMBLY, EP HEADER, RIGHT ANGLE	
2 PL	± 0.12	RESTRICTED TO	
3 PL	± 0.05	A2 00779 C=647676	
4 PL	± 0.02	SCALE 5:1 SHEET 1 of 1 REV A3	
ANGLES	± 0.5°	CUSTOMER DRAWING	
MATERIAL		TE Connectivity	
FINISH		TE Connectivity	