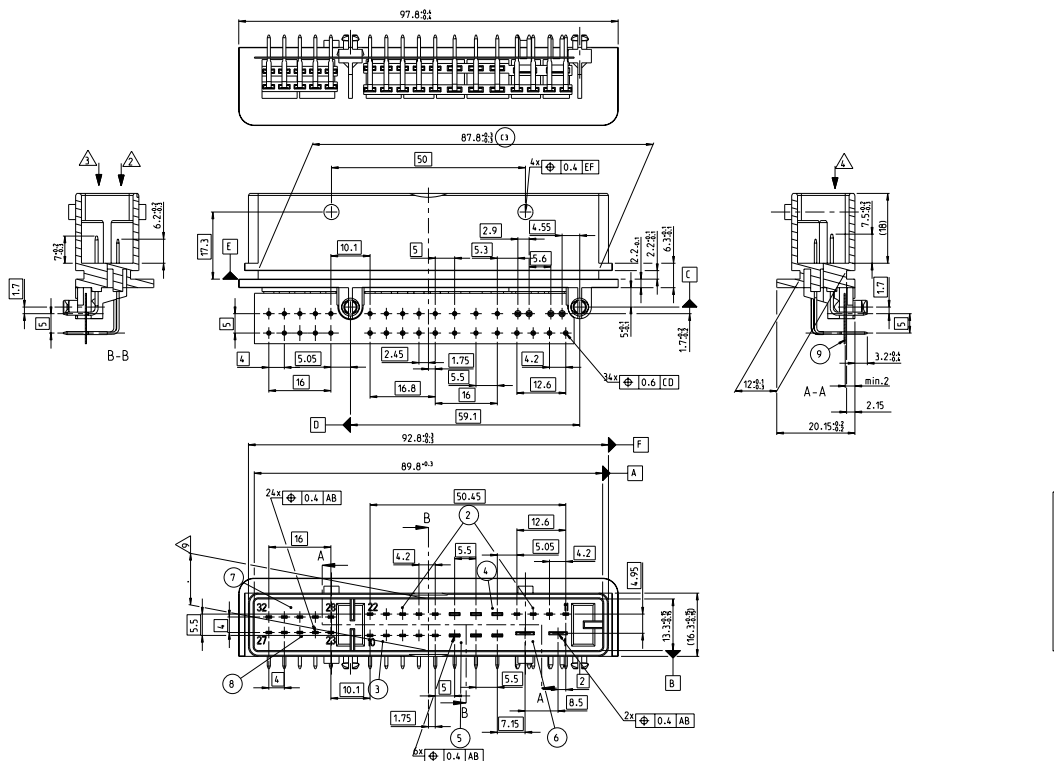
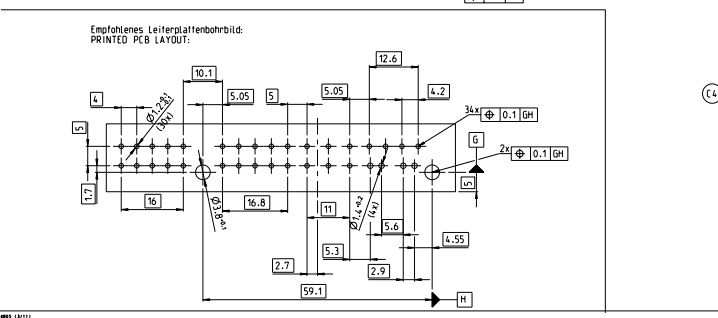
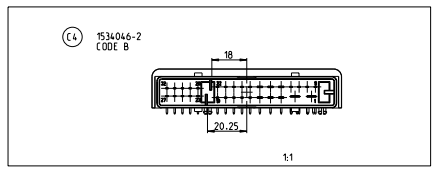


REV.	DATE	DESCRIPTION	BY	CHK	APP
1	2007/07/07	NEW DRAWING	RD	BL	
2	2007/07/07	CORRECTION OF THE REV.	RD	BL	
3	2007/07/07	NEW VERSION ADDED 1.-2. CODE B)	RD	BL	
4	2007/07/07	CHANGE THE COLOR OF HOUS. CODE B TO WHITE	RD	BL	



- Bemerkungen  
 NOTES
- 1 Passender Buchsenstecker 32pol.  
 SUITABLE RECEPTACLE HOUSING: 32POL.  
 DRAWING-NO.: 1534053
  - 2 Haltekraft der Flachkontakte 1,5 (Pos. 2.3.7.8)  
 bei axialer Beanspruchung  
 RESISTANT FORCE OF THE TAB 1.5 (POS. 2.3.7.8)  
 AGAINST AXIAL CONDITIONING min. 55N
  - 3 Haltekraft der Flachkontakte 2,8 (Pos. 4.5)  
 bei axialer Beanspruchung  
 RESISTANT FORCE OF THE TAB 2.8 (POS. 4.5)  
 AGAINST AXIAL CONDITIONING min. 80N
  - 4 Haltekraft der Flachkontakte 4,8 (Pos. 6)  
 bei axialer Beanspruchung  
 RESISTANT FORCE OF THE TAB 4.8 (POS. 6)  
 AGAINST AXIAL CONDITIONING min. 120N
  - 5 Verpackung: Lagenweise im Karton  
 PACKAGING: INTERPLAYER PACKAGING IN CORRUGATED BOX
  - 6 Stecklehre fuer Messerleiste: Nr.  
 MATING GAUGE FOR MATING SIDE: NO.
  - 7 Positionstoleranzen gelten fuer die Flachsteckerispitzen  
 POSITION TOLERANCES APPLY TO THE TAB-POINTS
  - 8 Lotbarkeit nach IEC 68, T2-20  
 SOLDERABILITY PER IEC 68, T2-20
  - 9 Formbedingter Verzug +0,2  
 -0,2  
 WAREPAGE -0,6 PERMITTED



ASSY. NO.	REV.	COD.	REV.	DESCRIPTION	COLOR SURFACE	QTY.	ITEM NO.			
1534046-2	A	B	A	CENTERPLATE	WHITE	1	9			
			A	TAB 1.5X0.6	TIN PLATED	5	8			
			A	TAB 1.5X0.6	TIN PLATED	5	7			
			A	TAB 4.8X0.8	TIN PLATED	2	6			
			A	TAB 2.8X0.8	TIN PLATED	3	5			
			A	TAB 2.8X0.8	TIN PLATED	3	4			
			A	TAB 1.5X0.6	TIN PLATED	5	3			
			A	TAB 1.5X0.6	TIN PLATED	9	2			
			A	PIN HEADER CODE B	WHITE	1	1			
			A	CONTROPLATE	WHITE	1	9			
			1534046-1	C	A	A	TAB 1.5X0.6	TIN PLATED	5	8
						A	TAB 1.5X0.6	TIN PLATED	5	7
						A	TAB 4.8X0.8	TIN PLATED	2	6
						A	TAB 2.8X0.8	TIN PLATED	3	5
						A	TAB 2.8X0.8	TIN PLATED	3	4
						A	TAB 1.5X0.6	TIN PLATED	5	3
1534046-1	C	C	A	TAB 1.5X0.6	TIN PLATED	9	2			
			A	PIN HEADER CODE A	BLACK	1	1			
			A	CONTROPLATE	WHITE	1	9			
			A	PIN HEADER CODE B	WHITE	1	1			

1534046-2 CODE B

11

1534046-1 wie gezeichnet AS SHOWN

THIS DRAWING IS A CONTROLLED DOCUMENT.

DATE: 2007/07/07

TE Connectivity

TAB HEADER, ASSY, 32 POSN. Flachsteckerleiste, ZSB, 32pol.

SIZE: 00779 CS=1534046

CUSTOMER DRAWING