

4

3

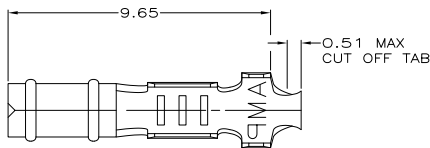
2

1

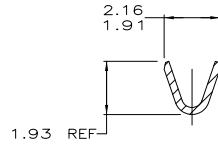
THIS DRAWING IS UNPUBLISHED. RELEASED FOR PUBLICATION. ALL RIGHTS RESERVED.

LOC	DIST	REVISIONS		
F	LNK	DESCRIPTION	DATE	BY
CM	52	AE1	REVISED PER ECO-11-004917	11MAR11 RJK HMR

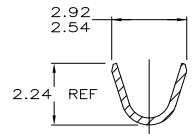
- △ 0.00038 MIN SELECTIVE GOLD PLATING ON INSIDE OF RECEPTACLE AND WIRE BARREL OVER NICKEL OVER ALL UNDERPLATE.
- △ 0.00076 MIN SELECTIVE GOLD PLATING ON INSIDE OF RECEPTACLE AND WIRE BARREL OVER NICKEL OVER ALL UNDERPLATE.
- 3. WIRE RANGE: 0.2 - 0.6 MM² (24 - 20 AWG)
- 4. INSULATION RANGE: 1.14 - 1.78



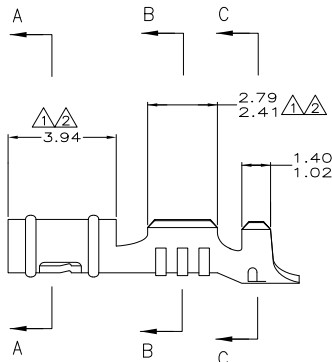
SECTION A-A



SECTION B-B



SECTION C-C



△	0.25 BE CU	60789-8
△	0.25 PH BRZ	60789-3
	MATTE TIN	60789-2
	PRE-TIN	60789-1
	FINISH	MATERIAL PART NUMBER

MM	IN	MM	IN	MM	IN	MM	IN
1.02	.040	1.78	.070	2.54	.100	-	-
0.51	.020	1.486	.0585	2.41	.095	-	-
0.25	.010	1.47	.058	2.24	.088	9.65	.380
0.13	.005	1.40	.055	2.16	.085	3.94	.155
0.00076	0.00030	1.359	.0535	1.93	.076	2.92	.115
0.00038	0.00015	1.14	.045	1.91	.075	2.79	.110

CONVERSION TABLE

METRIC

THIS DRAWING IS A CONTROLLED DOCUMENT.

DESIGNED BY	T. BECK	DATE	6-11-97
CHECKED BY	R. SWING	DATE	6-11-97
APPROVED BY	A. BRIDGICK	DATE	6-17-97
PRODUCT SPEC	108-1025	NAME	TE Connectivity
APPLICATION SPEC	114-1008	SIZE	RECEPTACLE, .058 DIAMETER, 24-20 AWG, .045-.070 INSULATION, LOOSE PIECE, P.C. CONTACT
WEIGHT	-	SIZE	A2
MATERIAL	SEE TABLE	ONE CODE (DRAWING NO)	00779
FINISH	SEE TABLE	C	60789
CUSTOMER DRAWING	SCALE	10:1	SHEET 1 of 1
			REV AE1