TYPE: GRAPHICS-IC-DRAWING-CLASS
GEBRAUCHSMUSTERSCHUTZ BEACHTEN
© COPYRIGHT 2009 Tyco Electronics AMP GmbH
RELEASED FOR PUBLICATION - 2009
UNLESS OTHERWISE SPECIFIED
ALL METAL PARTS ARE TIN.
PLATED WITH
PRIOR TO
SEE NOTE 15

LOC	DIST
A1	-

REVISIONS
ADDITIONAL DESCRIPTION REMARKS

F	LTR	DESCRIPTION	DATE	DRN	APVD
	B	Slide reworked; see also PCN E-10-013030	21JAN2010	HH	FE
	C	Cavity block changed, see PCN E-11-020632	29OCT2011	BK	FE

PROJECT NO: EGA760560

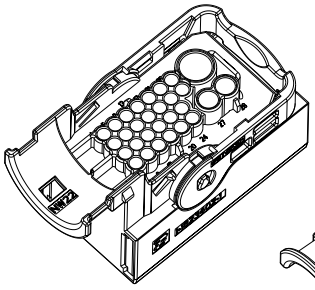

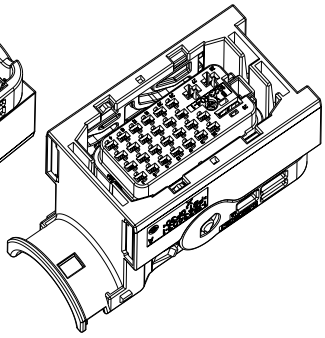

DELIVERY CONDITIONS:
Lieferzustand:

2nd LOCKING DEVICE IN PRE LOCKED POSITION
2. Kontaktsicherung in Vorraststellung

LEVER IN LOCKED POSITION
Hebel in Verriegelungsstellung

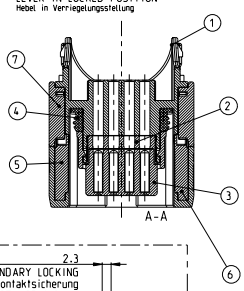

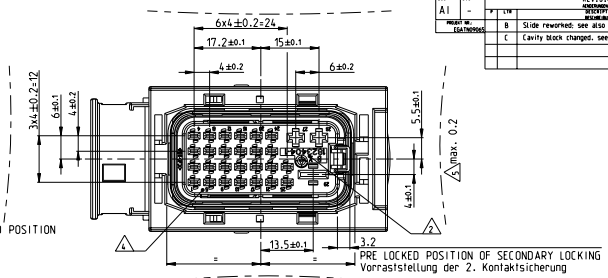

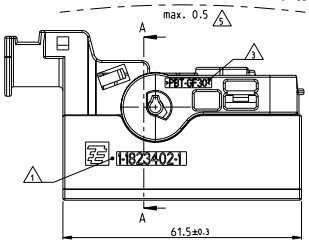

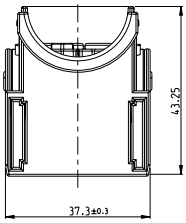

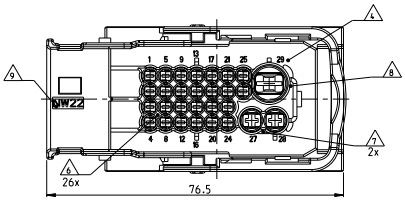

1-1823402-1
CODING A
Kodierung A

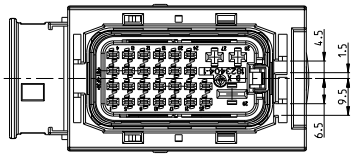

2-1823402-1
CODING B
Kodierung B

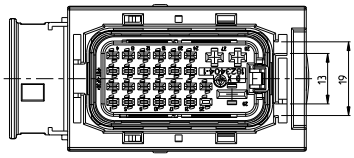

3-1823402-1
CODING C
Kodierung C

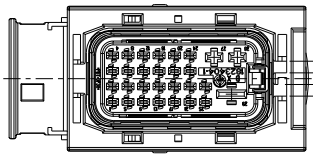

LOCKED POSITION OF SECONDARY LOCKING
Entrastsstellung der 2. Kontaktsicherung
LOCKING DISTANCE 0.9 MM
Verschiebeweg 0.9mm

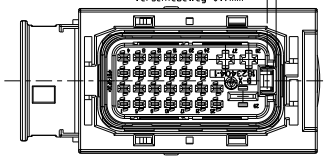

CONNECTOR IN PRE LOCKED POSITION INCL. COVER
Steckverbinder in Vorraststellung mit Kappe

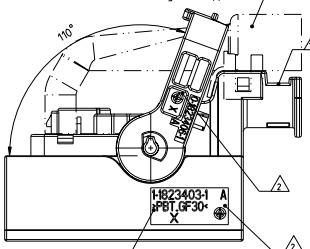

NOTES
Bemerkungen

1. TYCO ELECTRONICS (=TE) LOGO AND PART NUMBER
Tyco Electronics (=TE) Logo und Bestellnummer

2. PRODUCTION DATE
Produktionsdatum

3. MATERIAL MARKING ACC. TO VDA 260
Materialkennzeichnung nach VDA 260

4. CAVITY NUMBERING
Kammernummerierung

5. WARPAGE TO ... PERMITTED
Verzug zul ässig bis....

6. CAVITIES MATED WITH AMP MCP 1.5K
SEE PRODUCT GROUP DRAWING
TE NO: 1241436
MAX. WIRESIZE: 1.5mm² FLR / AWG 16 TXL
Kontaktkammern passend für AMP MCP 1.5K
siehe Produkt-Gruppenzeichnung
TE Nr. 1241436
max. Drahtgrößenbereich 1.5mm² FLR / AWG 16 TXL

7. CAVITIES MATED WITH AMP MCP 2.8
SEE PRODUCT GROUP DRAWING
TE NO: 1355036
MAX. WIRESIZE: 2.5mm² FLR / AWG 12 TXL
Kontaktkammern passend für AMP MCP 2.8
siehe Produkt-Gruppenzeichnung
TE Nr. 1355036
max. Drahtgrößenbereich 2.5mm² FLR / AWG 12 TXL

8. CAVITIES MATED WITH AMP MCP 6.3
SEE PRODUCT GROUP DRAWING
TE NO: 1241438
MAX. WIRESIZE: 6 mm² FLR
Kontaktkammern passend für AMP MCP 6.3
siehe Produkt-Gruppenzeichnung
TE Nr. 1241438
max. Drahtgrößenbereich 6 mm² FLR

9. DESIGNED FOR CORRUGATED TUBE NW 22
Ausgelegt für Wellrohr NW22

10. MALFUNCTION CAUSED BY LACQUER IS NOT COVERED BY TE WARRENTY
Funktionsbeeinträchtigung durch Lackieren liegt nicht im Einfluss und Gewährleistungsumfang von TE

11. ~~MATED WITH COVER~~ ....
Passend zu Kappe ....

12. MAX. CABLE TIE WIDTH: 5mm
max. Kabelbinderbreite 5mm

14. LAYER PACKAGING IN CORRUGATED BOX
Lagenverpackung im Versandkarton

15. FITS TO TE INTERFACE DRAWING 114-18971
Passend zu TE Schnittstellenzeichnung 114-18971

CODING A AS SHOWN
Kodierung A wie gezeigt

3-1823402-1	2-1823402-1	1-1823402-1	TE ARTIKEL NR.	MATERIAL	COLOUR Farbe	DESCRIPTION Beschreibung	REV.	ITEM
1	1	1	PBT-GF30-V0	RED rot	LEVER HEBEL		A	7
1	1	1	PA66-GF25-V0	BLACK schwarz	SLIDE, Re. Schieber, rechts		C	6
1	1	1	PA66-GF25-V0	BLACK schwarz	SLIDE, Li. Schieber, links		C	5
1	1	1	MVQ	ORANGE orange	SEAL Dichtung		A	4
1	1	1	PBT-GF30-V0	BLACK schwarz	CAVITY BLOCK Kavitätsblock		B	3
1	1	1	PBT-GF30-V0	YELLOW gelb	SECONDARY LOCKING DEVICE zweite Kontaktsicherung		A	2
1			PBT-GF30-V0	BLUE blau	29 pos. MSD., CODING C 29 pol. Gerätebase., Kodierung C		A	1
	1		PBT-GF30-V0	GREY grau	29 pos. MSD., CODING B 29 pol. Gerätebase., Kodierung B		A	1
		1	PBT-GF30-V0	BLACK schwarz	29 pos. MSD., CODING A 29 pol. Gerätebase., Kodierung A		A	1
QUANTITY Stück			MAT.					

THIS DRAWING IS A CONTROLLED DOCUMENT.
UNAUTHORIZED USE OF THIS DRAWING IS PROHIBITED.
DIMENSIONS: MASSEINHEIT mm
MATERIAL: SEE TABLE siehe Tabelle
FINISH: SEE TABLE siehe Tabelle

DRN	28JAN2009	
CK	Hinrichs	
APV	30JAN2009	
	E. Eltrop	
APV	30JAN2009	
	F. Eberwein	

PRODUCT SPEC
PRODUCT NO.
108-18215
APPLICATION SPEC
NO. 114-18011
WEIGHT (Gram) 60g
CUSTOMER DRAWING

TE Connectivity

NAME
29POS. AMP MCP 1.5k, 2.8, 6.3
RECEPTACLE HOUSING, SEALED
29 pol. Buchsengehäuse, gedichtet

SIZE	CAGE CODE	DRAWING NO / DRAWING-NR.	RESTRICTED TO / NUR FÜR
A1	00779	C-1823402	-

KUNDENZEICHNUNG
SCALE / MASSSTAB 2:1
SHEET / BLATT 1 OF / VON 1
REV C

4865 V3/1111
Pro/ENGINEER DRAWING

Downloaded from Elcodis.com electronic components distributor