

4

3

2

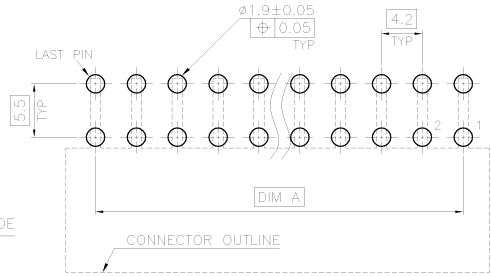
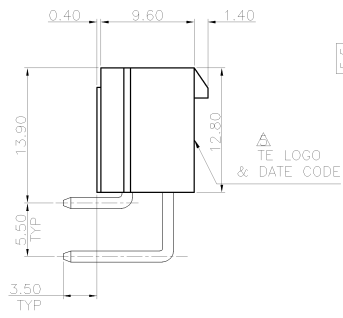
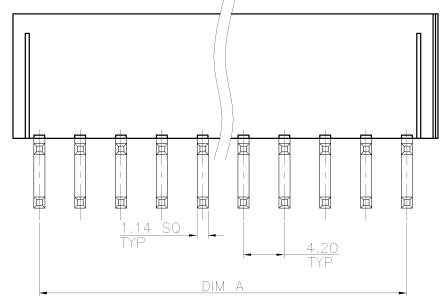
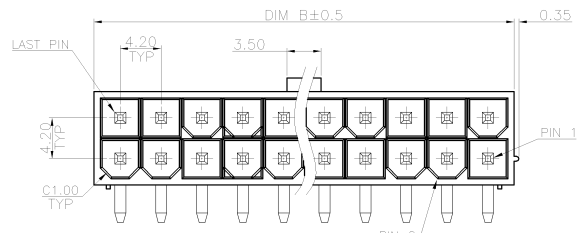
1

THIS DRAWING IS UNPUBLISHED. RELEASED FOR PUBLICATION
 © COPYRIGHT - ALL RIGHTS RESERVED.

LOC	DIST	REVISIONS			
P	LTR	DESCRIPTION	DATE	DWN	APVD
D2		REVISED (ECR-11-006006)	23MAR11	JC	WK

NOTES:

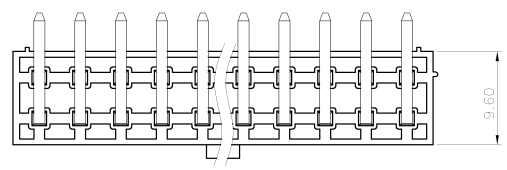
- MATERIAL:
HOUSING: PA46 OR 6T(SEE TABLE), UL 94V-0, COLOR: IVORY.
CONTACTS: BRASS.
 - FINISH:
CONTACTS: 2.54um [100u"] MIN. MATTE-TIN PLATED,
1.27um [50u"] MIN. NICKEL UNDERPLATED ALL OVER
 - RECOMMEN PCB THICKNESS: 1.6.
 - WAVE SOLDER CAPABLE TO 265°C PER TE TEST SPEC.
109-202, CONDITION B.
- NO TE LOGO AND DATE CODE ON THE 4PIN POS PRODUCT.



RECOMMENDED PCB LAYOUT TOP VIEW, TOLERANCE: ±0.05

HSG MAT'L	WEIGHT	DIM. B	DIM. A	POS.	PART NUMBER
PA6T	9.82 g	52.00	46.20	24	2-1775119-4
PA46	8.62 g	47.40	42.00	22	2-1775119-2
	7.83 g	43.20	37.80	20	2-1775119-0
PA6T	7.37 g	39.20	33.60	18	1-1775119-8
PA46	6.27 g	34.80	29.40	16	1-1775119-6
	5.49 g	30.60	25.20	14	1-1775119-4
	4.7 g	26.40	21.00	12	1-1775119-2
PA6T	3.92 g	22.20	16.80	10	1-1775119-0
	3.14 g	18.00	12.60	8	1775119-8
PA6T	2.35 g	13.80	8.40	6	1775119-6
	1.57 g	9.60	4.20	4	1775119-4

WITHOUT POST



THIS DRAWING IS A CONTROLLED DOCUMENT.

DWN S. CHIEN 01DEC2008	CHK S. CHIEN 01DEC2008	APVD W. KODAMA 01DEC2008	Tyco Electronics Tyco Electronics Corporation Taipei, Taiwan	
DIMENSIONS: MM 		TOLERANCES UNLESS OTHERWISE SPECIFIED: 0 PLC ± - 1 PLC ± 0.30 2 PLC ± 0.25 3 PLC ± 0.20 4 PLC ± - ANGLES ± °		NAME ATX POWER CONNECTOR, RIGHT ANGLE, DIP TYPE
MATERIAL SEE NOTE		FINISH SEE NOTE		PRODUCT SPEC 108-57560 QUALIFICATION TEST REPORT 501-57652 WEIGHT SEE TABLE
CUSTOMER DRAWING		SIZE A3	CAGE CODE 00779	DRAWING NO C-1775119
SCALE -			SHEET 1 of 3	REV D2

4

3

2

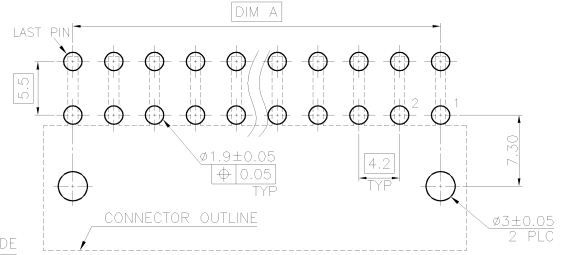
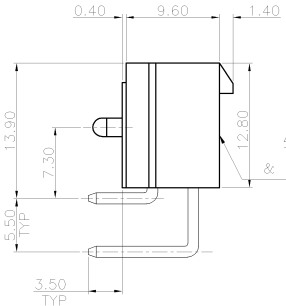
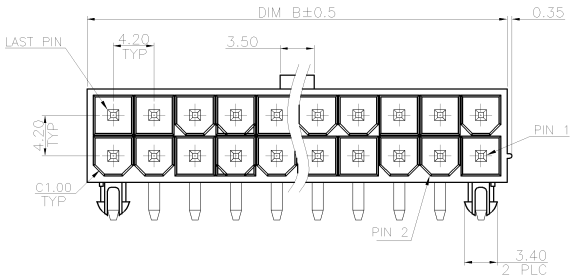
1

THIS DRAWING IS UNPUBLISHED. RELEASED FOR PUBLICATION - - -
 © COPYRIGHT - ALL RIGHTS RESERVED.

LOC	DIST	REVISIONS			
P	LTR	DESCRIPTION	DATE	DWN	APVD
DW		SEE SHEET 1			

NOTES:

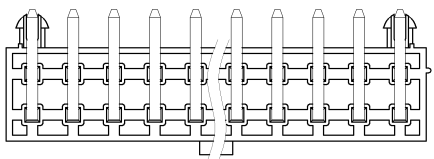
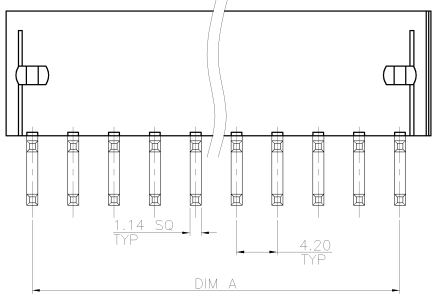
- MATERIAL:
HOUSING: PA46 WITH 30% GF, UL 94V-0, COLOR: IVORY.
CONTACTS: BRASS.
 - FINISH:
CONTACTS: 2.54um [100u"] MIN. MATTE-TIN PLATED,
1.27um [50u"] MIN. NICKEL UNDERPLATED ALL OVER.
 - RECOMMENDED PCB THICKNESS: 1.6.
 - WAVE SOLDER CAPABLE TO 265°C PER TE TEST SPEC.
109-202, CONDITION B.
- ⚠ NO TE LOGO AND DATE CODE ON THE 2PIN AND 4PIN POS PRODUCT.



RECOMMENDED PCB LAYOUT TOP VIEW, TOLERANCE: ±0.05

HSG MAT'L	WEIGHT	DIM. B	DIM. A	POS.	PART NUMBER
PA46	9.42 g	51.60	46.20	24	4-1775119-1
	8.64 g	47.40	42.00	22	4-1775119-0
	7.85 g	43.20	37.80	20	3-1775119-9
	7.07 g	39.00	33.60	18	3-1775119-8
	6.29 g	34.80	29.40	16	3-1775119-7
	5.51 g	30.60	25.20	14	3-1775119-6
	4.72 g	26.40	21.00	12	3-1775119-5
	3.94 g	22.20	16.80	10	3-1775119-4
	3.16 g	18.00	12.60	8	3-1775119-3
	2.37 g	13.80	8.40	6	3-1775119-2
	1.59 g	9.60	4.20	4	3-1775119-1
	0.80 g	5.4	N/A	2	3-1775119-0

WITH POST



THIS DRAWING IS A CONTROLLED DOCUMENT.

DIMENSIONS: MM	TOLERANCES UNLESS OTHERWISE SPECIFIED: 0 PLC ± - 1 PLC ± 0.30 2 PLC ± 0.25 3 PLC ± 0.20 4 PLC ± - ANGLES ± 3°	OWN CHK APVD PRODUCT SPEC QUALIFICATION TEST REPORT	Tyco Electronics Corporation Taipei, Taiwan NAME ATX POWER CONNECTOR, RIGHT ANGLE, DIP TYPE
MATERIAL SEE NOTE	FINISH SEE NOTE	WEIGHT SEE TABLE	SIZE CAGE CODE DRAWING NO A3 00779 C-1775119 RESTRICTED TO
		CUSTOMER DRAWING	SCALE SHEET 2 OF 3 REV D2

4

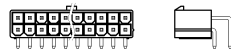
3

2


1

THIS DRAWING IS UNPUBLISHED. RELEASED FOR PUBLICATION
 COPYRIGHT - ALL RIGHTS RESERVED.

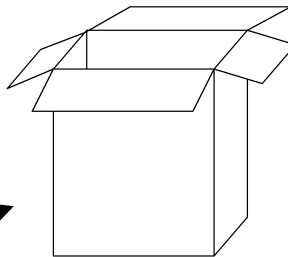
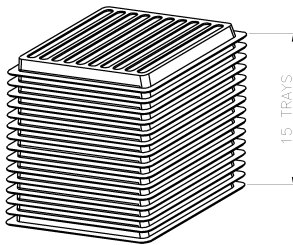
LOC	DIST	REVISIONS			
P	LTR	DESCRIPTION	DATE	DWN	APVD
SEE SHEET 1					



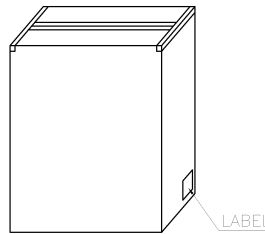
PRODUCT.



TRAY LAYOUT



SHIPPING CARTON



LABEL

NOTES:

1. DIMENSION:
TRAY: 273 X 269 X 20 mm
SHIPPING CARTON: 283 X 279 X 305 mm
2. QUANTITY:
(SEE TABLE)
3. WEIGHT:
(SEE TABLE)

GROSS WEIGHT	NET WEIGHT	PCS/CARTON	PCS/TRAY	PART NUMBER
6.6 KG	5.6 KG	600	40	4-1775119-1
7.5 KG	6.5 KG	750	50	4-1775119-0
6.9 KG	5.9 KG	750	50	3-1775119-9
7.3 KG	6.3 KG	900	60	3-1775119-8
6.6 KG	5.6 KG	900	60	3-1775119-7
6.8 KG	5.8 KG	1050	70	3-1775119-6
7.4 KG	6.4 KG	1350	90	3-1775119-5
6.9 KG	5.9 KG	1500	100	3-1775119-4
7.1 KG	6.1 KG	1950	130	3-1775119-3
7.1 KG	6.1 KG	2550	170	3-1775119-2
6.7 KG	5.7 KG	3600	240	3-1775119-1
6.1 KG	5.1 KG	6300	320	3-1775119-0
6.9 KG	5.9 KG	600	40	2-1775119-4
7.5 KG	6.5 KG	750	50	2-1775119-2
6.9 KG	5.9 KG	750	50	2-1775119-0
7.6 KG	6.6 KG	900	60	1-1775119-8
6.6 KG	5.6 KG	900	60	1-1775119-6
7.5 KG	6.5 KG	1050	70	1-1775119-4
8.4 KG	7.4 KG	1350	90	1-1775119-2
8.1 KG	7.1 KG	1500	100	1-1775119-0
8.7 KG	7.7 KG	1950	130	1775119-8
9.0 KG	8.0 KG	2550	170	1775119-6
6.8 KG	5.8 KG	3600	240	1775119-4

THIS DRAWING IS A CONTROLLED DOCUMENT.

DIMENSIONS: MM	TOLERANCES UNLESS OTHERWISE SPECIFIED:	OWN	CHK	Tyco Electronics Corporation Taipei, Taiwan	
	0 PLC ±	APVD	NAME		
	1 PLC ±	PRODUCT SPEC	ATX POWER CONNECTOR, RIGHT ANGLE, DIP TYPE		
MATERIAL	FINISH	QUALIFICATION TEST REPORT	SIZE	CAGE CODE	DRAWING NO
		WEIGHT	A3	00779	C-1775119
CUSTOMER DRAWING			SCALE	SHEET	REV
				3 of 3	D2