THIS DRAWING IS UNPUBLISHED. RELEASED FOR PUBLICATION 2011
© COPYRIGHT 2011 - ALL RIGHTS RESERVED

MATED WITH assembly no. PROJEKT NR. A97-52046 | DOC. A1 | DIST. –

REVISIONS

F	LTR	DESCRIPTION	DATE	DWN	APVD
	D1	NEW 3D-MODEL AND DRAWING CREATED.	27NOV2007	Hassel	Karp.
	D2	connection of drawing only	09JAN2008	Hilz.	Hassel
	D3	PNs and codings F and E added.	03MAY2011	Kirs.	Krauss
	D4	Revision updated	12JUL2011	MN	SKR

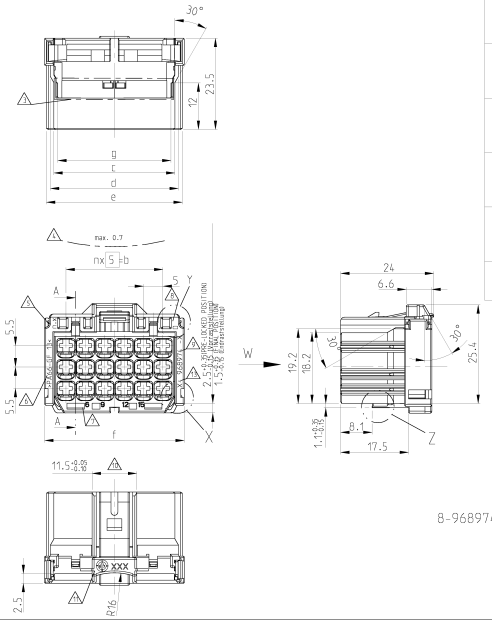

	6	30	36.2	38	39.9	41	34.2	10.0g	21
	5	25	31.2	33	34.9	36	29.2	8.8g	18
	4	20	26.2	28	29.9	31	15.5	7.7g	15
	3	15	21.2	23	24.9	26	10.5	6.6g	12
	2	10	16.2	18	19.9	21	5.5	5.4g	9
	1	5	11.2	13	14.9	16	4.5	4.2g	6
M1.1	n	b	c +0.1 -0.3	d +0.4 -0.3	e +0.2 -0.5	f	g ±0.25	WEIGHT Gewicht	NUMBER OF WAYS Polzahl

8-968974-1 AS SHOWN IN PRE-LOCKED POSITION
wie gezeichnet in Vorraststellung

PRE-LOCKED AND FINAL POSITION
Vorrast- und Endraststellung

SLIDING DISTANCE: 1mm
Verschiebewg. 1mm

PRE-LOCKED POSITION Vorrast-stellung | SCALE 5:1 Massstab | FINAL POSITION Endrast-stellung

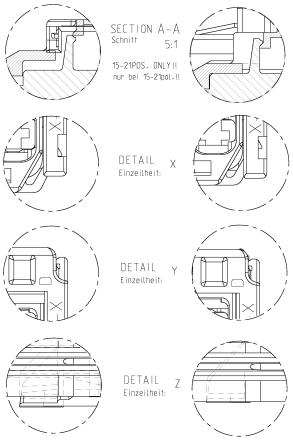

NOTES
Bemerkungen

1. MATING CONNECTOR FOR AMP MCP 2.8 HOUSING
SEE DRAWINGS 1355072 (TAB HOUSINGS),
1964562 (TAB HOUSINGS)
966140 (TAB HEADER)
114-18085-025 (INTERFACE-DRAWING)
Gegenstecker fuer AMP MCP 2.8 Gehaeuse
siehe Zeichnungen 1355072 (Flachstecker-Gehaeuse)
1964562 (Flachstecker-Gehaeuse),
966140 (Messerleisten),
114-18085-025 (Ausfuehrungsvorschrift)

2. CAVITIES MATING WITH AMP MCP 2.8 CONTACTS
(WITHOUT SWS, MAX. WIRE SIZE: 2.5mm² FLR) -
SEE PRODUCT GROUP DRAWING: 1355036
Kontaktkammern passend fuer AMP MCP 2.8 Kontakte
(ohne EDS, max. Leitungsquerschnitt: 2.5mm² FLR)
- siehe Produktgruppenzeichnung : 1355036

3. DESIGN DEPENDS ON NUMBER OF WAYS
Aussehen je nach Polzahl unterschiedlich

4. WARPAGE TO ... PERMITTED
Verzug bis ... zulaessig

5. MOULD CAVITY-MARKING = X
SERIAL MOULD-NUMBER = n. (if n>1 only)
Nestmarkierung = X
Serienwerkzeug-Nr. = n (nur wenn n>1)

6. MATERIAL-MARKING ACC. TO VDA 260
Werkstoffkennzeichnung nach

7. CAVITY-MARKING
Kammerbezeichnung

8. THE REVISION STATUS OF THE MOULD
Aenderungszustand des Werkzeuges

9. TE PARTNUMBER
TE Bestell-Nr. Teil

10. WARPAGE TO 11.3 PERMITTED
Verzug bis 11.3 zulaessig

11. PRODUCTION-DATE
Produktionsdatum

13. PACKAGING: BULK PACKAGING IN CORRUGATED BOX -
INDICATED BY PRE-DASH-NO.s 8-, 7-, 6-, 5-;
THESE PRE-DASH-NO.s ARE ON PART NOW:
Verpackung: Schuettgut in Versandkarton -
gekennzeichnet durch Vorstrichzahlen 8-, 7-, 6-, 5-;
diese Vorstrichzahlen sind jetzt auch am Teil!

14. MALFUNCTION CAUSED BY LACQUER IS NOT
COVERED BY TE WARRENTY
Funktionbeeinfrachtigung durch Lackieren liegt
nicht im Einfluss und Gewahrleistungsumfang von TE

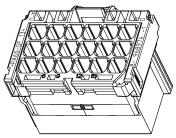

3D-MODEL (18POS.; CODING A)

2:1

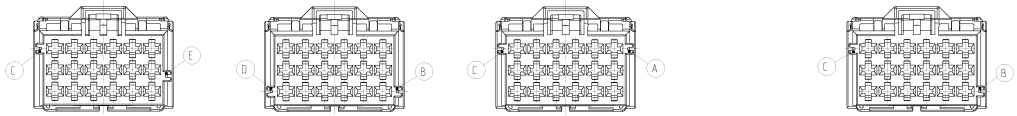

VIEW W
Ansicht

CODING / Kodierung D
RIB / Rippe: C-E

03	5-968975-1	D		
	5-968974-1	D		
	5-968973-1	D		
	5-968972-1	D		
	5-968971-1	D		
	5-968970-1	D		
CUSTOMER PART NO. Kunden-Teile-Nr.	TE ORDER-NO TE Bestell-Nr.	REV	COLOUR Farbe	

CODING / Kodierung C
RIB / Rippe: B-D

	6-968975-1	D		
	6-968974-1	D		
	6-968973-1	D		
	6-968972-1	D		
	6-968971-1	D		
	6-968970-1	D		
CUSTOMER PART NO. Kunden-Teile-Nr.	TE ORDER-NO TE Bestell-Nr.	REV	COLOUR Farbe	

CODING / Kodierung B
RIB / Rippe: A-C

	7-968975-1	D		
	7-968974-1	D		
	7-968973-1	D		
	7-968972-1	D		
	7-968971-1	D		
	7-968970-1	D		
CUSTOMER PART NO. Kunden-Teile-Nr.	TE ORDER-NO TE Bestell-Nr.	REV	COLOUR Farbe	

CODING / Kodierung A
RIB / Rippe: B-C

	8-968975-2	D	GREY grau		8-968975-1	D	BROWN braun	1		21	POS. polig	PA66-GF13
	-	-	- -		8-968974-1	D	GREY grau	1	AMP MCP 2.8 HOUSING AMP MCP 2.8 GEHAEUSE	18	POS. polig	
	8-968973-2	D	GREY grau		8-968973-1	D	VIOLET violett	1		15	POS. polig	
	8-968972-2	D	GREY grau		8-968972-1	D	GREEN gruen	1		12	POS. polig	
	8-968971-2	D	GREY grau		8-968971-1	D	Yellow gelb	1		9	POS. polig	
	8-968970-2	D	GREY grau		8-968970-1	D	DENTAN BLUE Enzianblau	1		6	POS. polig	
CUSTOMER PART NO. Kunden-Teile-Nr.	TE ORDER-NO TE Bestell-Nr.	REV	COLOUR Farbe	CUSTOMER PART NO. Kunden-Teile-Nr.	TE ORDER-NO TE Bestell-Nr.	REV	COLOUR Farbe	POS.	DESCRIPTION Benennung Einzelteil			MATERIAL Werkstoff

MECHAN. CODING
mechan. Kodierung

THIS DRAWING IS A CONTROLLED DOCUMENT

DIMENSIONS: mm

TOLERANCES UNLESS OTHERWISE SPECIFIED: ± .08 MM/ ± .003 IN
F: PLC ±
F: PLC ±
F: PLC ±
F: PLC ±
ANGLE: ±1°

FINISH: SEE PARTS LIST

MATERIAL: SEE PARTS LIST

DRN	R. Huebner	19JAN1998
CHK	J. Hass	19JAN1998
APV	M. Bleicher	19JAN2008

PRODUCT SPEC: -
APPLICATION SPEC: -
WEIGHT: SEE TABLE

TE Connectivity

PRODUCT GROUP DRAWING FOR AMP MCP 2.8 HSG.
6-21POS. WITH SECONDARY LOCKING DEVICE
Produkt-Gruppen-Zeichnung fuer AMP MCP 2.8 Gehaeuse,
6-21pol.g mit zweiter Kontaktsicherung

SIZE A1 | CAGE CODE 00779 | DRAWING NO 1355073 | RESTRICTED TO -

CUSTOMER DRAWING | SCALE 2:1 | SHEET 1 OF 2 | REV D4

Downloaded from Elcodis.com electronic components distributor

THIS DRAWING IS UNPUBLISHED. RELEASED FOR PUBLICATION 2011
© COPYRIGHT 2011 - ALL RIGHTS RESERVED.

MATCHED WITH / DUPLICATE TO: PROJEKT NR. A97-52046 | LOC A1 | DIST -

REVISIONS

P	LTR	DESCRIPTION	DATE	DWN	APVD
	-	SEE SHEET 1	-	-	-

ADDITIONAL CODINGS / Zusaetzliche Kodierungen

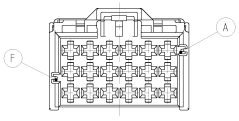

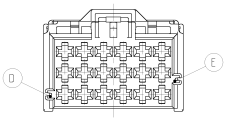

CODING / Kodierung F			MECHANICAL CODING: mechanische Kodierung:	
RIBS / Nuten: A-F				
	D3 9-968975-2	D4 0	21 POS. pol.	PA66-GF13
	D3 9-968974-2	D4 0	18 POS. pol.	
			15 POS. pol.	
	D3 9-968972-2	D4 0	12 POS. pol.	
			9 POS. pol.	
	D3 9-968970-2	D4 0	6 POS. pol.	
CUSTOMER PART NUMBER Kunden-Einzel-teil-Nummer	TE ORDER-NO. TE Bestell-Nr.	REV.	DESCRIPTION Benennung Einzelteil	MATERIAL MATF

ORANGE

CODING / Kodierung E			MECHANICAL CODING: mechanische Kodierung:	
RIBS / Nuten: E-0				
	D3 4-968975-1	D4 0	21 POS. pol.	PA66-GF13
	D3 4-968974-1	D4 0	18 POS. pol.	
			15 POS. pol.	
	D3 4-968972-1	D4 0	12 POS. pol.	
			9 POS. pol.	
	D3 4-968970-1	D4 0	6 POS. pol.	
CUSTOMER PART NUMBER Kunden-Einzel-teil-Nummer	TE ORDER-NO. TE Bestell-Nr.	REV.	DESCRIPTION Benennung Einzelteil	MATERIAL MATF

EMERALD GREEN

THIS DRAWING IS A CONTROLLED DOCUMENT

DIMENSIONS: mm

TOLERANCES UNLESS OTHERWISE SPECIFIED: ± .005 [.127] ± .005 [.127] ± .010 [.25] ± .010 [.25] ± .010 [.25] ± .010 [.25] ± .010 [.25] ± .010 [.25] ± .010 [.25] ANGLES ±2°

MATERIAL: SEE PARTS LIST

FINISH: SEE PARTS LIST

DWN: R. Huebner 19JAN1998
CHK: J. Hass 19JAN1998
APPD: M. Bleicher 18JAN2006

TE Connectivity

TITLE: PRODUCT GROUP DRAWING FOR: AMP MCP 2.8 HSG. 6-29POS. WITH SECONDARY LOCKING DEVICE
Produkt-Gruppen-Zeichnung fuer: AMP MCP 2.8 Gehaeuse, 6-29pol.ig mit zweiter Kontaktsicherung

PRODUCT SPEC: -
APPLICATION SPEC: -
WEIGHT: SEE TABLE

SIZE: A1 | CAGE CODE: 00779 | DRAWING NO: C-1355073 | RESTRICTED TO: -

CUSTOMER DRAWING | SCALE: 2:1 | SHEET 2 OF 2 | REV D4

Downloaded from Elcodis.com electronic components distributor