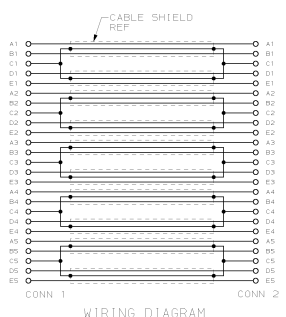
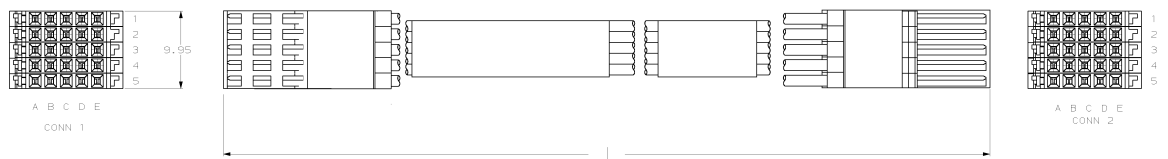
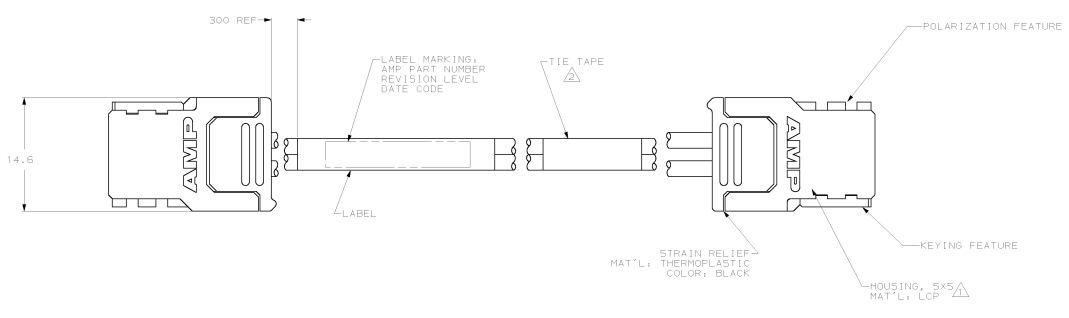


REVISIONS				
REV	DATE	BY	CHK	APP
0	REL 95-3165-062			
A	ADDED -3 THRU -5 0820-0331-96			
B	REV PER 0820-0309-96			
C	ADD -6 0820-1153-96			
D	ADD -7, -8 0030-0244-01			
E	REV PER 0520-0262-02			



- △ EACH HOUSING CONTAINS 5 SOCKET CONTACTS, CONTACTS ARE PLATED WITH .00038 MIN THICK GOLD OVER .00127 MIN THICK NICKEL.
- △ ADDITIONAL TIE TAPE PLACED ON CABLE BUNDLE, SPACED EVERY 600 mm REF.
- 3. MAXIMUM ALLOWABLE MATING POST LENGTH 8.5mm
- 4. CABLE : SIGNAL & DRAINS 28 AWG
 PROPAGATION DELAY 4.265' NS/METER NOM
 IMPEDANCE 100 OHMS DIFFERENTIAL NOM
 SHIELD ALUMINIZED MYLAR
 JACKET PVC - UL RECOGNITION

DIM	L	PART NUMBER
2000x175		621411-8
1500x150		621411-7
1000x125		621411-6
500x175		621411-5
2000x225		621411-4
1000x13		621411-3
3000x150		621411-2
1500x150		621411-1

AMP Incorporated Harrisburg, PA 17105-3608		AMP
CABLE ASSEMBLY, 5 x 5, 100 OHM, 2mm HM		
PARTIAL - PART - DRAWING	A1 00779	621411