

4

3

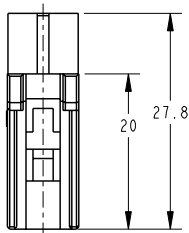
2

1

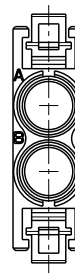
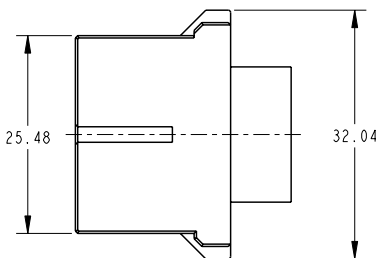
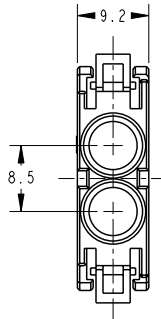
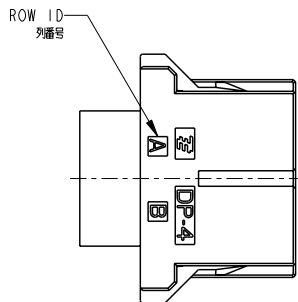
THIS DRAWING IS UNPUBLISHED. RELEASED FOR PUBLICATION 20
 © COPYRIGHT 20 BY TYCO ELECTRONICS CORPORATION. ALL RIGHTS RESERVED.

LOC	DIST	REVISIONS					
J	-	P	LTR	DESCRIPTION	DATE	DWN	APVD
		B		REVISED PER ECR-10-013235	09JUL2010	HMR	TM

AS SHOWN:1903105-1



スケール 1:1



- 注記
1. 材料:ハウジング:カ"ラス入り熱可塑性(94V-0)、色:黒
 2. 嵌合コンタクト:オスコンタクト:P/No:1903100-1
:メスコンタクト:P/No:1903289-1
 3. 嵌合ハウジング:キャップ*ハウジング*2P:P/No:1903305-1
:キャップ*ハウジング*8P:P/No:1903106-1

- NOTE
1. MATERIAL:HOUSING:GLASS FILED THERMO PLASTIC POLYESTER(94V-0)
COLOR:BLACK
 2. MATE CONTACT:MALE CONTACT P/No:1903100-1
:FEMALE CONTACT P/No:1903289-1
 3. MATE HSG:CAP HSG 2P:P/No:1903305-1
:CAP HSG 8P:P/No:1903106-1

<small>THIS DRAWING IS A CONTROLLED DOCUMENT FOR TYCO ELECTRONICS CORPORATION IT IS SUBJECT TO CHANGE AND THE CONTROLLING ENGINEERING ORGANIZATION SHOULD BE CONTACTED FOR THE LATEST REVISION.</small>		DWN 27OCT2006 T. Sakamoto CHK 27OCT2006 D. Mitsugi APVD 27OCT2006 D. Mitsugi	Tyco Electronics AMP K.K. Kawasaki, Japan
DIMENSIONS: mm	TOLERANCES UNLESS OTHERWISE SPECIFIED: 0 PLC ± 1 PLC ± ±0.4 2 PLC ± ±1* 3 PLC ± ± 4 PLC ± ± ANGLES ±	NAME PLUG HSG 2P PNEUMATIC CONNECTOR	RESTRICTED TO
MATERIAL - FINISH -	WEIGHT - APPLICATION SPEC 108-78406	SIZE A3 CAGE CODE 00779 DRAWING NO. C-1903105	CUSTOMER DRAWING SCALE 2:1 SHEET 1 OF 1 REV B

AMP 1470-19 REV 31MAR2000

Pro/ENGINEER DRAWING