

4

3

2

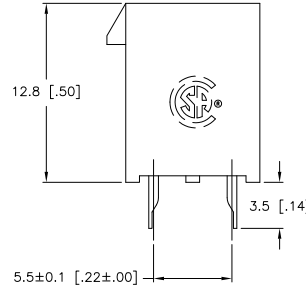
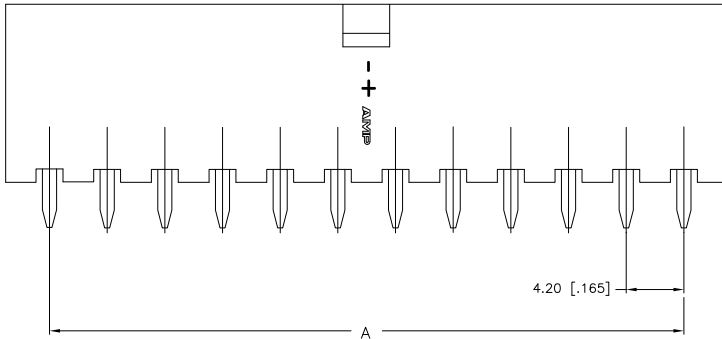
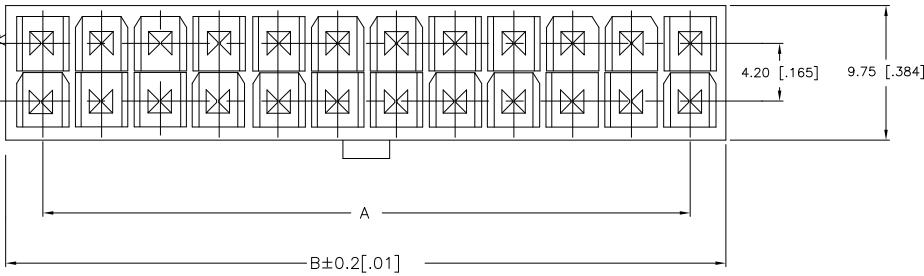
1

THIS DRAWING IS UNPUBLISHED. RELEASED FOR PUBLICATION
 BY TYCO ELECTRONICS CORPORATION. ALL RIGHTS RESERVED.

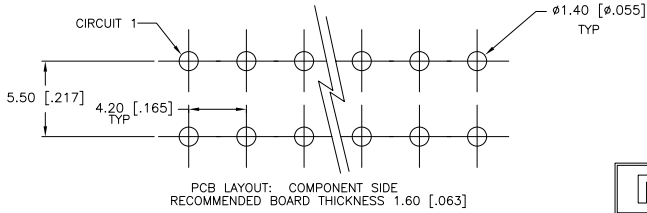
LOC	DIST	REVISIONS			
F	LR	DESCRIPTION	DATE	BY	APPD
CM	00				
	D	REVISED PER ECR 10-018921	13SEPT10	JR	TM

- ⚠ MATERIAL: HOUSING: POLYAMIDE, UL94V-2, WHITE
 CONTACTS: BRASS, TIN-PLATED
- FLAMMABILITY V2 FOR THICKNESS 0.38mm, 1.5mm, and 3.0mm PER IEC 60695-11-10.
 - GLOW-WIRE FLAMMABILITY (GWI) 800°C FOR THICKNESS 0.38mm AND 0.75mm PER IEC 60695-2-12.
 - GLOW-WIRE FLAMMABILITY (GWI) 960°C FOR THICKNESS 1.5mm AND 3.0mm PER IEC 60695-2-12.
 - GLOW-WIRE IGNITION (GWIT) 825°C FOR THICKNESS 0.38mm, 0.75mm, 1.5mm AND 3.0mm PER IEC 60695-2-13.

POSITION 1
 IDENTIFICATION FEATURE



POS	A	B±0.2[.01]	PART NUMBER
24	46.2±0.2 [1.82±.01]	51.6 [2.03]	2-1586768-4
22	42.0±0.2 [1.65±.01]	47.4 [1.87]	2-1586768-2
20	37.8±0.2 [1.49±.01]	43.2 [1.70]	2-1586768-0
18	33.6±0.2 [1.32±.01]	39.0 [1.54]	1-1586768-8
16	29.4±0.2 [1.16±.01]	34.8 [1.37]	1-1586768-6
14	25.2±0.2 [.99±.01]	30.6 [1.21]	1-1586768-4
12	21.0±0.2 [.83±.01]	26.4 [1.04]	1-1586768-2
10	16.8±0.1 [.66±.00]	22.2 [.87]	1-1586768-0
8	12.6±0.1 [.50±.00]	18.0 [.71]	1586768-8
6	8.4±0.1 [.33±.00]	13.8 [.54]	1586768-6
4	4.2±0.1 [.17±.00]	9.6 [.38]	1586768-4
2		5.4 [.21]	1586768-2



2-1586768-4 SHOWN

THIS DRAWING IS A CONTROLLED DOCUMENT.

DIMENSIONS: mm [INCHES]	TOLERANCES UNLESS OTHERWISE SPECIFIED: 0 PLD ± .8 1 PLD ± .6 2 PLD ± .5 [0.02] 3 PLD ± .25 [0.010] 4 PLD ± .150 [0.009] ANGLES ± .1°	FINISH	DWG: K. WHITAKER OBMAY2007 CHK: D. COLEY C. CASH D. COLEY OBMAY2007 APP'D: C. CASH PRODUCT SPEC: APPLICATION SPEC: WEIGHT: CUSTOMER DRAWING	Tyco Electronics Corporation Harrisburg, PA 17105-3608 VERTICAL HEADER WITHOUT PEGS, WITH DRAIN HOLES VAL-U-LOK(TM) SIZE: CASE CODE: DRAWING NO: A2 00779 C=1586768 SCALE: 10:1 SHEET 1 of 1 REV D
----------------------------	---	--------	--	---