

4

3

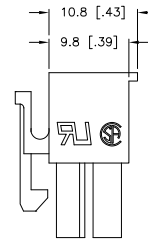
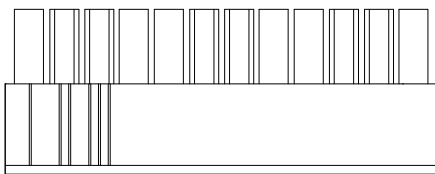
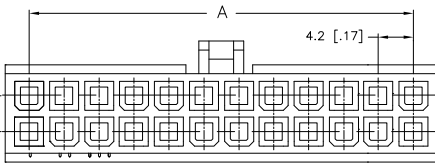
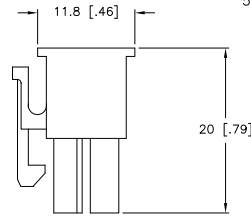
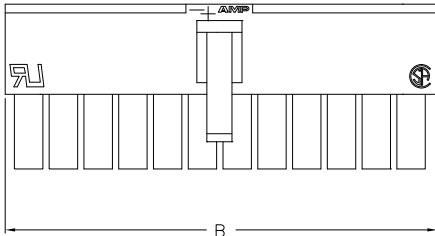
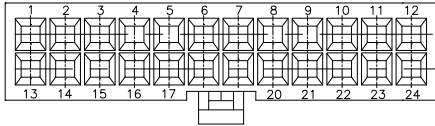
2

1

THIS DRAWING IS UNPUBLISHED. RELEASED FOR PUBLICATION  
 © COPYRIGHT - By - ALL RIGHTS RESERVED.

LOC	DIST	REVISIONS		
F	LNK	DESCRIPTION	DATE	BY
CM	00			
	C1	REVISED PER ECO-11-004917	11MAR11	RK HMR

- △ MATERIAL: POLYAMIDE, UL94V-2, WHITE.
- 2 FLAMMABILITY V2 FOR THICKNESS 0.38mm, 1.5mm, and 3.0mm PER IEC 60695-11-10.
  - 3 GLOW-WIRE FLAMMABILITY (GWFI) 800°C FOR THICKNESS 0.38mm AND 0.75mm PER IEC 60695-2-12.
  - 4 GLOW-WIRE FLAMMABILITY (GWFI) 960°C FOR THICKNESS 1.5mm AND 3.0mm PER IEC 60695-2-12.
  - 5 GLOW-WIRE IGNITION (GWIT) 825°C FOR THICKNESS 0.38mm, 0.75mm, 1.5mm AND 3.0mm PER IEC 60695-2-13.



ONLY FOR 1586765-2

52.0	46.2	24	2-1586765-4
47.8	42.0	22	2-1586765-2
43.6	37.8	20	2-1586765-0
39.4	33.6	18	1-1586765-8
35.2	29.4	16	1-1586765-6
31.0	25.2	14	1-1586765-4
26.8	21.0	12	1-1586765-2
22.6	16.8	10	1-1586765-0
18.4	12.6	8	1586765-8
14.2	8.4	6	1586765-6
10.0	4.2	4	1586765-4
5.8	-	2	1586765-2
DIM B	DIM A	POS.	PART NUMBER

THIS DRAWING IS A CONTROLLED DOCUMENT.

DRW: K. WHITAKER	OB MAY2007
CHK: C. CASH	OB MAY2007
APP: C. CASH	OB MAY2007
PRODUCT SPEC:	
APPLICATION SPEC:	
WEIGHT:	
CUSTOMER DRAWING	

**TE** TE Connectivity

RECEPTACLE HOUSING,  
4.2 MM P.E. SERIES

SIZE: A2 CASE CODE: C=1586765 DRAWING NO: 00779 RESTRICTED TO: -

SCALE: 3:1 SHEET: 1 of 1 REV: C1

