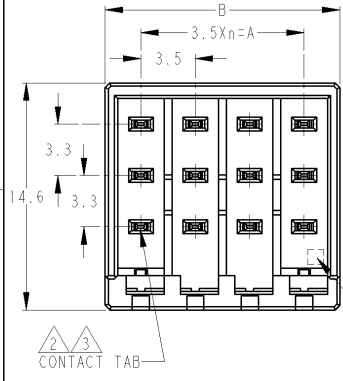
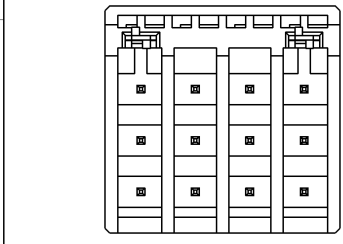
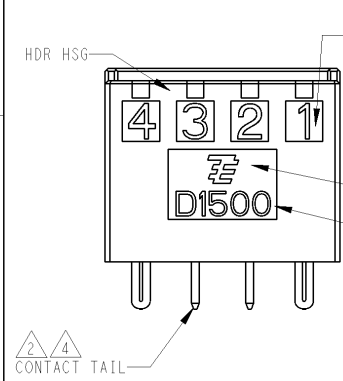


THIS DRAWING IS UNPUBLISHED. RELEASED FOR PUBLICATION 2005
 © COPYRIGHT 2005 BY Tyco Electronics Japan G.K. ALL RIGHTS RESERVED.

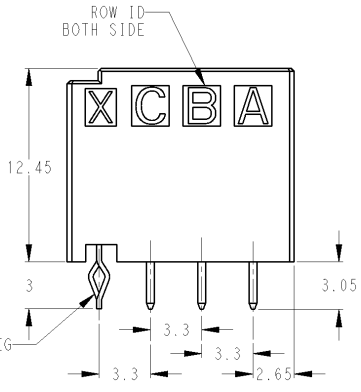
LOC	DIST	REVISIONS			
P	LTR	DESCRIPTION	DATE	DWN	APVD
B1		REVISED	30SEP2010	HMR	TM
C		ITEM ADDITION	08JUN2011	M.M	N.Y



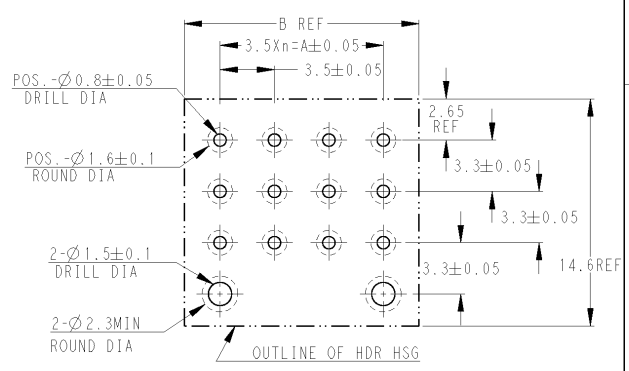
- 1 MATERIAL: HOUSING: GLASS FILLED THERMO PLASTIC POLYESTER (94V-0), COLOR: BLACK
CONTACT: COPPER ALLOY
RETENTION LEG: PRE-TIN COPPER ALLOY
- 2 FINISH (ALL OVER): NICKEL PLATED 0.00127mm MIN
- 3 FINISH (CONTACT AREA): GOLD PLATED 0.00038mm MIN OVER NICKEL
- 4 FINISH (CONTACT TAIL): TIN PLATED 0.002mm MIN OVER NICKEL



CAVITY MARK (ALPHABET: CAPITAL LETTER)



AS SHOWN 12POS:
1-1827581-4



RECOMMEND PC BOARD HOLE PATTERN : CONNECTOR MOUNT SIDE (NOT ACCUMULATE TOLERANCE)
PC BOARD THICKNESS : 1.0~1.6±0.1

FOR 6-12POS

12	3	10.5	15.1	1-1827581-4
9	2	7.0	11.6	1-1827581-3
6	1	3.5	8.1	1-1827581-2
3	-	-	4.6	1-1827581-1
POS	n	A	B	PART NO

THIS DRAWING IS A CONTROLLED DOCUMENT.		DWN T. KUDO 12JAN2005	TE Connectivity	
DIMENSIONS: mm		CHK D. MITSUGI 24AUG2005	DYNAMIC 1500T 3.5mm PITCH HDR ASSY, V-TYPE 3-12P	
TOLERANCES UNLESS OTHERWISE SPECIFIED: ±0.3, ±3°		APVD D. MITSUGI 24AUG2005	NAME	
0-PLC ±		PRODUCT SPEC		
+PLC ±		108-78268		
-PLC ±		APPLICATION SPEC		
3-PLC ±		114-5377		
4-PLC ±		WEIGHT		
ANGLES #		SIZE CAGE CODE DRAWING NO RESTRICTED TO		
MATERIAL		A3 00779 C-1827581		
FINISH		CUSTOMER DRAWING SCALE 4:1 SHEET 1 of 2 REV C		

4

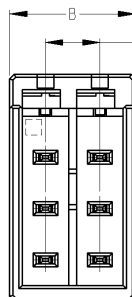
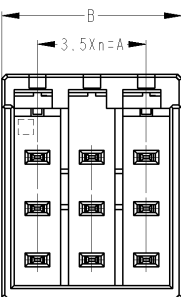
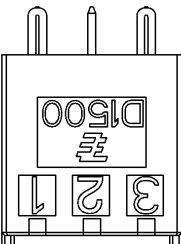
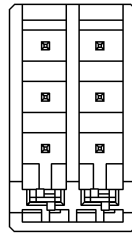
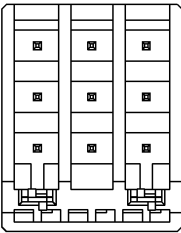
3

2

1

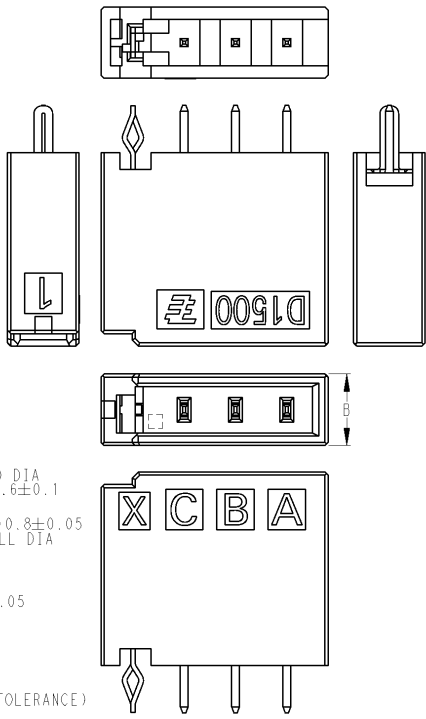
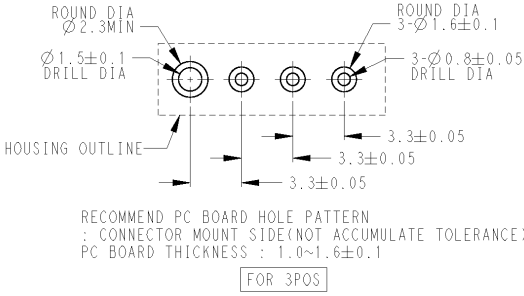
THIS DRAWING IS UNPUBLISHED. RELEASED FOR PUBLICATION 2005
 © COPYRIGHT 2005 BY Tyco Electronics Japan G.K. ALL RIGHTS RESERVED.

LOC	DIST	REVISIONS			
P	LTR	DESCRIPTION	DATE	DWN	APVD
		SEE SHEET 1			



9POS:1-1827581-3

6POS:1-1827581-2



3POS:1-1827581-1

THIS DRAWING IS A CONTROLLED DOCUMENT.		DWN T. KUDO 12JAN2005	TE Connectivity DYNAMIC 1500T 3.5mm PITCH HDR ASSY, V-TYPE 3-12P	
DIMENSIONS: mm		CHK D. MITSUGI 24AUG2005		
TOLERANCES UNLESS OTHERWISE SPECIFIED: ±0.3, ±3°		APVD D. MITSUGI 24AUG2005	NAME	
0-PLC ± 1-PLC ± 2-PLC ± 3-PLC ± 4-PLC ± ANGLES ±		PRODUCT SPEC 108-78268	SIZE CAGE CODE DRAWING NO RESTRICTED TO	
MATERIAL FINISH		APPLICATION SPEC 114-5377	A3 00779 C=1827581	
		WEIGHT	CUSTOMER DRAWING SCALE 4:1 SHEET 2 of 2 REV C	