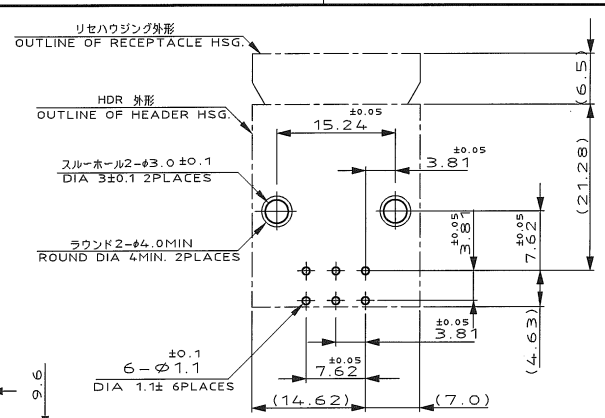
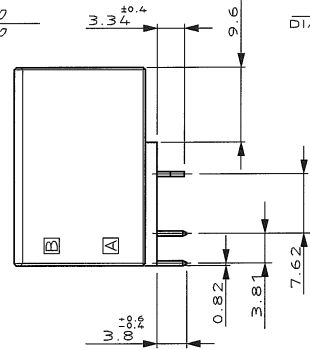
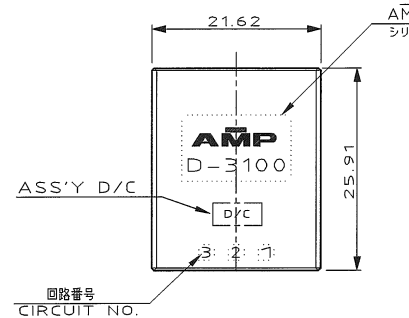
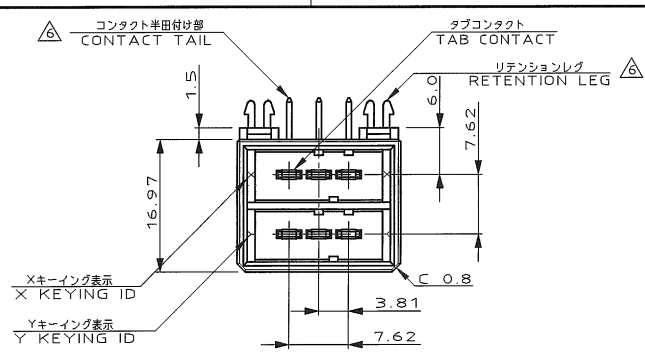


NUMBER 178137  
 3-1/4 ANGLE PROJECTION  
 METRIC  
 PRINT DIST  
 DIMENSIONS IN MILLIMETERS. DO NOT SCALE PRINT



(非累積公差)  
 推奨基板取付け寸法 (コネクタ搭載面)  
 RECOMMEND PC BOARD HOLE PATTERN(NOT ACCUMULATE TOLERANCE)  
 PC BOARD THICKNESSES;1.6±0.1 (PC 基板厚;1.6±0.1)

注記  
 △ 材料:ハウジング:ガラス入りポリエステル樹脂  
 △ コンタクト:銅合金 熱可塑性ポリエステル樹脂  
 △ リテンションレグ:銅合金  
 △ めっき:(コンタクト接触部)ニッケル下地の他に0.38μMIN金メッキ  
 △ めっき:(コンタクト接触部)ニッケル下地の他に0.76μMIN金メッキ  
 △ めっき:(コンタクト全面)ニッケル下地の他に2.0 μMINスズメッキ  
 △ (リテンションレグとコンタクト半田付け部)ニッケル下地の他に半田メッキ  
 △ めっき:リテンションレグとコンタクト半田付け部:ニッケル下地の他にスズめっき

NOTES  
 △ MATERIAL HOUSING:GLASS FILED POLYESTER  
 CONTACT:COPPER ALLOY  
 RETENTION LEG:COPPER ALLOY  
 △ FINISH(CONTACT AREA):0.38μMIN GOLD PLATED OVER NICKEL  
 △ FINISH(CONTACT AREA):0.76μMIN GOLD PLATED OVER NICKEL  
 △ FINISH(CONTACT):2.0 μMIN TIN PLATED OVER NICKEL  
 △ FINISH(RETENTION LEG AND CONTACT TAIL):TIN LEAD  
 △ FINISH(RETENTION LEG):TIN PLATED  
 (CONTACT TAIL) OVER NICKEL

	XY	△△	3-178137-5
		△△	3-178137-3
	YY	△△	3-178137-2
		△△	2-178137-5
	XX	△△	2-178137-3
		△△	2-178137-2
		△△	1-178137-5
		△△	1-178137-3
		△△	1-178137-2
KEYING LOCATION	KEYING NAME	FINISH	PART NO.

C1	REVISED PER ECO-11-005030	RK	HMR	DR.	1-JULY-92	DE.	1-JULY-92
LTR	REVISION RECORD	DR	CHK	DATE	8-JUL-92	APP.	8-JUL-92
					Y.TANAKA		Y.TANAKA
					S.MANABE		S.MANABE

TE Connectivity		WIRE RANGE mm (AVG) - 1		INSULATION DIA mm		NAME DYNAMIC D-3100 3.81 X 7.62 PITCH(H) 6POS. HDR CONN. ASS'Y (KEY:XX,YY,XY)	
		MATERIAL SEE NOTE		FINISH SEE NOTE		GENERAL TOLERANCES 100% ±0.3 100% 30% ±0.4 30% 100% ±0.5	
SCALE 2-1		REV. C1		SHEET 1 OF 1		178137	

(CUSTOMER DRAWING) 顧客用図面