

4

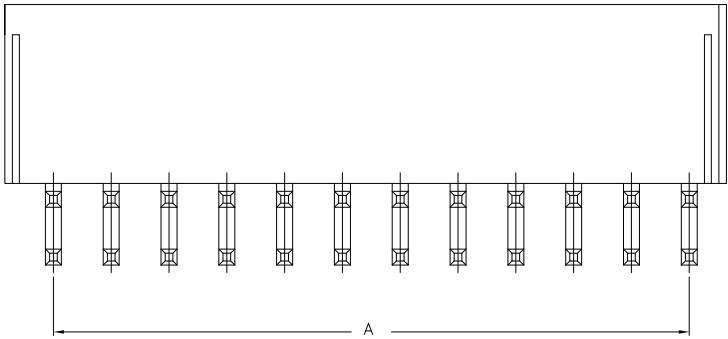
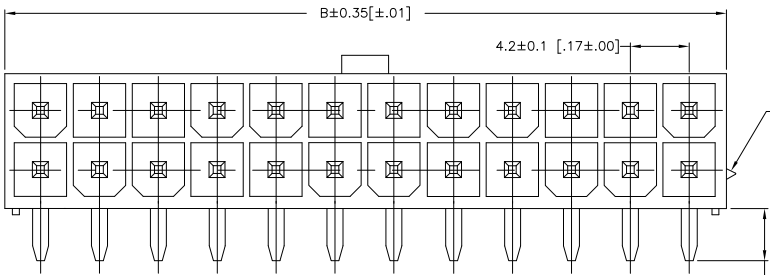
3

2

1

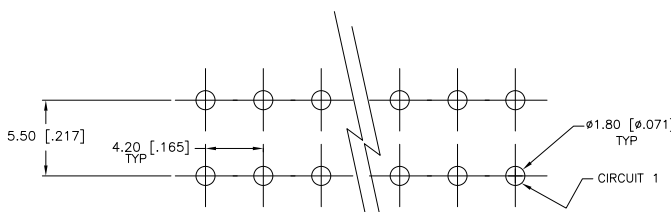
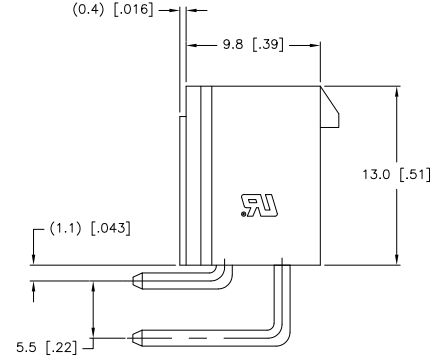
THIS DRAWING IS UNPUBLISHED. RELEASED FOR PUBLICATION. ALL RIGHTS RESERVED.

LOC	DIST	REVISIONS		
F	LNK	DESCRIPTION	DATE	BY APD
CM	00			
	B2	REVISED PER ECO-11-017436	29AUG11	HMR SM



POSITION 1 IDENTIFICATION FEATURE

- 1 MATERIAL: HOUSING--NYLON, UL94V-2 (COLOR-NATURAL, COLOR OF PARTS MAY VARY) CONTACTS--0.25 [.010] THICK BRASS ALLOY.
- 2 CONTACT FINISH: 0.002032 [.000080] MIN MATTE TIN OVER 0.000381 [.000015] MIN NICKEL OVER ENTIRE CONTACT.
- 3 MATES WITH VAL-U-LOK(TM) RECEPTACLE HOUSINGS.



PCB LAYOUT: COMPONENT SIDE
RECOMMENDED BOARD THICKNESS 1.60 [.063]

2-1586042-4 SHOWN

2		5.4 [.21]	1586042-2
4	4.2±0.1 [.17±.00]	9.6 [.38]	1586042-4
6	8.4±0.1 [.33±.00]	13.8 [.54]	1586042-6
8	12.6±0.1 [.50±.00]	18.0 [.71]	1586042-8
10	16.8±0.1 [.66±.00]	22.2 [.87]	1-1586042-0
12	21.0±0.2 [.83±.01]	26.4 [1.04]	1-1586042-2
14	25.2±0.2 [.99±.01]	30.6 [1.21]	1-1586042-4
16	29.4±0.2 [1.16±.01]	34.8 [1.37]	1-1586042-6
18	33.6±0.2 [1.32±.01]	39.0 [1.54]	1-1586042-8
20	37.8±0.2 [1.49±.01]	43.2 [1.70]	2-1586042-0
22	42.0±0.2 [1.65±.01]	47.4 [1.87]	2-1586042-2
24	46.2±0.2 [1.82±.01]	51.6 [2.03]	2-1586042-4
POS	A	B±0.35[±.01]	PART NUMBER

THIS DRAWING IS A CONTROLLED DOCUMENT.

DM S. HOOVER	18-SEP-2002	TE Connectivity
CHK. D. COLEY	18-SEP-2002	
APR D. COLEY	18-SEP-2002	RIGHT ANGLE HEADER, WITHOUT PEGS VAL-U-LOK(TM)
DIMENSIONS: mm [INCHES]		RESTRICTED TO
TOLERANCES UNLESS OTHERWISE SPECIFIED:		SIZE CASE CODE DRAWING NO
0 PLG ±		A2 00779 C=1586042
1 PLG ±		SCALE 10:1 SHEET 1 of 1 REV B2
2 PLG ±	± 0.5 [0.02]	
3 PLG ±	± 0.25 [0.010]	
4 PLG ±	± 0.150 [0.006]	
ANGLES	±	
FINISH		

MATERIAL: 1
FINISH: 2

APPLICATION SPEC: CUSTOMER DRAWING