THIS DRAWING IS UNPUBLISHED. RELEASED FOR PUBLICATION 20
© COPYRIGHT 20 BY TYCO ELECTRONICS CORPORATION. ALL RIGHTS RESERVED.

LOC	DIST
AD	00

REVISIONS

P	LTR	DESCRIPTION	DATE	DRN	APVD
	O	RELEASED PER 0G3C-0078-03	07MAR03	RB	JM
	A	0G3C-0756-04	23FEB2006	RB	DR
	A1	REVISED PER ECO-09-025699	28DEC09	KK	AEG

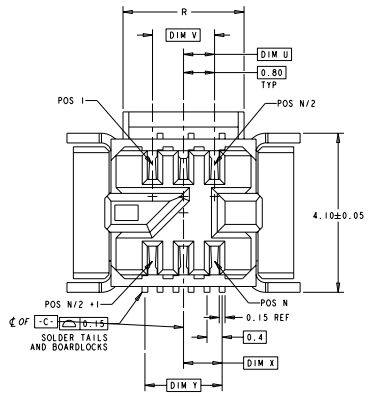

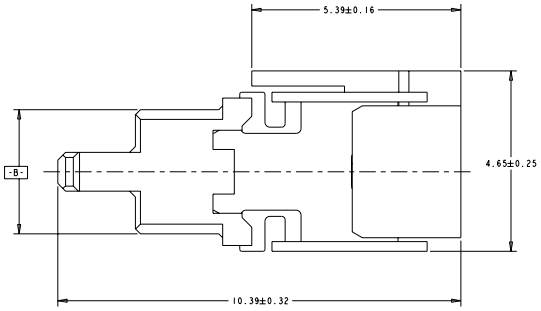

1. HOUSING & ORGANIZER MATERIAL; UL94 V-0 RATED LCP, COLOR: NATURAL
   CONTACT MATERIAL; PHOS BRONZE
   BOARDLOCK MATERIAL; BRASS
2. CONTACT PLATING; 0.76 µm MIN GOLD IN MATING AREA
   2.54µm - 5.08µm MATTE TIN LEAD IN SOLDER AREA.
   BOTH OVER 1.27µm MIN NICKEL ON ENTIRE STOCK.
3. BOARDLOCK PLATING; 3.8 µm MIN BRIGHT TIN/LEAD ON ENTIRE STOCK
   OVER 1.27 µm MIN NICKEL ON ENTIRE STOCK.
4. DATUM ESTABLISHED BY CUSTOMER.
5. BASIC DIMENSIONS ESTABLISHED BY CUSTOMER.
6. THIS PRODUCT HAS NOT COMPLETED VALIDATION TESTING.
7. NO TRACES ON EXTERNAL BOARD LAYER IN THIS AREA, KEEPOUT.
8. NO SOLDER PASTE PERMITTED ON THESE PADS.
9. CONTACT PLATING; 0.76 µm MIN GOLD IN MATING AREA
   2.54µm - 5.08µm TIN IN SOLDER AREA.
   BOTH OVER 1.27µm MIN NICKEL ON ENTIRE STOCK.
10. BOARDLOCK PLATING; 3.8 µm MIN TIN ON ENTIRE STOCK
    OVER 1.27 µm MIN NICKEL ON ENTIRE STOCK.
11. ROHS 2002/95/EC COMPLIANT.
12. OBSOLETE PARTS: OBSOLETE CIS STREAMLINING PER D.RENAUD/D.SINISI

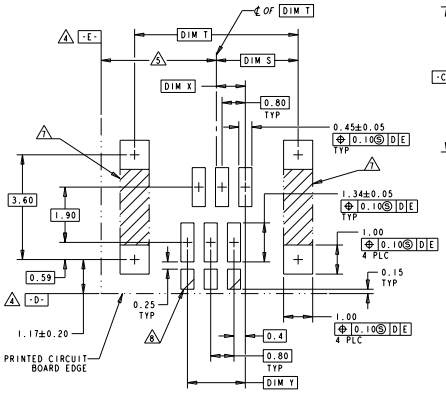

PC BOARD LAYOUT
SCALE 15:1

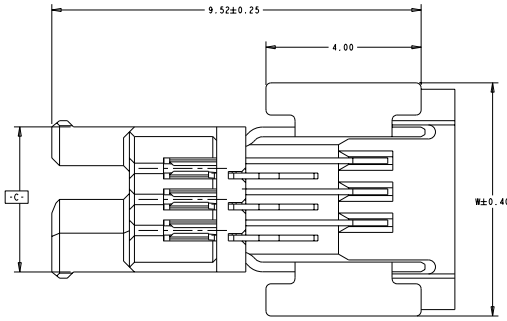

		R	DIM S	DIM T	DIM U	DIM V	W	DIM X	DIM Y	NO. OF POS N	PART NUMBER
OBSOLETE 12	9 10 11	16.72	9.61	19.22	7.60	15.20	19.61	7.8	15.6	40	6-1445297-8
		15.92	9.21	18.42	7.20	14.40	18.81	7.4	14.8	38	6-1445297-7
		15.12	8.81	17.62	6.80	13.60	18.01	7.0	14.0	36	6-1445297-6
		14.32	8.41	16.82	6.40	12.80	17.21	6.6	13.2	34	6-1445297-5
		13.52	8.01	16.02	6.00	12.00	16.41	6.2	12.4	32	6-1445297-4
		12.72	7.61	15.22	5.60	11.20	15.61	5.8	11.6	30	6-1445297-3
OBSOLETE 12		11.92	7.21	14.42	5.20	10.40	14.81	5.4	10.8	28	6-1445297-2
		11.12	6.81	13.62	4.80	9.60	14.01	5.0	10.0	26	6-1445297-1
		10.32	6.41	12.82	4.40	8.80	13.21	4.6	9.2	24	6-1445297-0
		9.52	6.01	12.02	4.00	8.00	12.41	4.2	8.4	22	5-1445297-9
		8.72	5.61	11.22	3.60	7.20	11.61	3.8	7.6	20	5-1445297-8
		7.92	5.21	10.42	3.20	6.40	10.81	3.4	6.8	18	5-1445297-7
		7.12	4.81	9.62	2.80	5.60	10.01	3.0	6.0	16	5-1445297-6
		6.32	4.41	8.82	2.40	4.80	9.21	2.6	5.2	14	5-1445297-5
		5.52	4.01	8.02	2.00	4.00	8.41	2.2	4.4	12	5-1445297-4
		4.72	3.61	7.22	1.60	3.20	7.61	1.8	3.6	10	5-1445297-3
		3.92	3.21	6.42	1.20	2.40	6.81	1.4	2.8	8	5-1445297-2
		3.12	2.81	5.62	0.80	1.60	6.01	1.0	2.0	6	5-1445297-1
OBSOLETE 12	3 3	16.72	9.61	19.22	7.60	15.20	19.61	7.8	15.6	40	1-1445297-8
		15.92	9.21	18.42	7.20	14.40	18.81	7.4	14.8	38	1-1445297-7
		15.12	8.81	17.62	6.80	13.60	18.01	7.0	14.0	36	1-1445297-6
		14.32	8.41	16.82	6.40	12.80	17.21	6.6	13.2	34	1-1445297-5
		13.52	8.01	16.02	6.00	12.00	16.41	6.2	12.4	32	1-1445297-4
		12.72	7.61	15.22	5.60	11.20	15.61	5.8	11.6	30	1-1445297-3
		11.92	7.21	14.42	5.20	10.40	14.81	5.4	10.8	28	1-1445297-2
		11.12	6.81	13.62	4.80	9.60	14.01	5.0	10.0	26	1-1445297-1
		10.32	6.41	12.82	4.40	8.80	13.21	4.6	9.2	24	1-1445297-0
		9.52	6.01	12.02	4.00	8.00	12.41	4.2	8.4	22	1445297-9
		8.72	5.61	11.22	3.60	7.20	11.61	3.8	7.6	20	1445297-8
		7.92	5.21	10.42	3.20	6.40	10.81	3.4	6.8	18	1445297-7
		7.12	4.81	9.62	2.80	5.60	10.01	3.0	6.0	16	1445297-6
		6.32	4.41	8.82	2.40	4.80	9.21	2.6	5.2	14	1445297-5
		5.52	4.01	8.02	2.00	4.00	8.41	2.2	4.4	12	1445297-4
		4.72	3.61	7.22	1.60	3.20	7.61	1.8	3.6	10	1445297-3
		3.92	3.21	6.42	1.20	2.40	6.81	1.4	2.8	8	1445297-2
		3.12	2.81	5.62	0.80	1.60	6.01	1.0	2.0	6	1445297-1
FINISH											

OBSOLETE 12 — 2 SUPERCEDED BY 6-1445297-3

THIS DRAWING IS A CONVERSION FROM THE PREVIOUS DRAWING FORMAT. THERE MAY BE MINOR DIFFERENCES IN THE LAYOUT, FORMAT OR SYMBOLOGY.

DIMENSIONS: MM
TOLERANCES UNLESS OTHERWISE SPECIFIED:
0 PLC ±-
1 PLC ±0.2
2 PLC ±0.08
3 PLC ±-
4 PLC ±-
ANGLES ±1°
FINISH SEE TABLE
MATERIAL SEE 1

DWN L KOLLER 14MAY2001
CHK L BREHOSKY 17AUG2001
APVD -
PRODUCT SPEC -
APPLICATION SPEC -
WEIGHT -
CUSTOMER DRAWING

Tyco Electronics
Tyco Electronics
Harrisburg, PA 17105-3608

NAME
AMPMODU MICRO INTERCONNECT
RECEPTACLE ASSEMBLY, RIGHT ANGLE

SIZE	CAGE CODE	DRAWING NO	RESTRICTED TO
A1	00779	C-1445297	-

SCALE 20:1 SHEET 1 OF 1 REV A1

AMP 4805 REV 31MAR2000
Pre-ENGINEER DRAWING

Downloaded from Elcodis.com electronic components distributor