

4

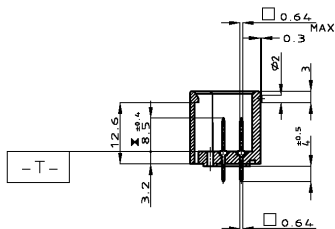
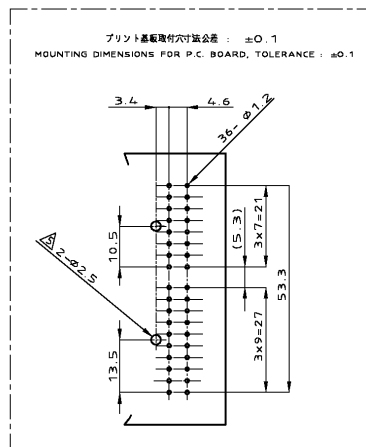
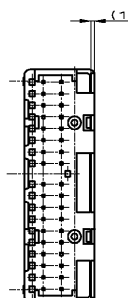
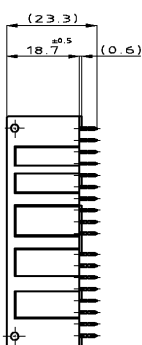
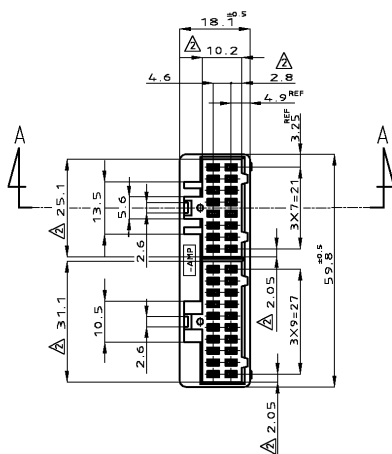
3

2

1

THIS DRAWING IS UNPUBLISHED. RELEASED FOR PUBLICATION
 COPYRIGHT BY TYCO ELECTRONICS CORPORATION. ALL RIGHTS RESERVED.

| LOC | | DIST | | REVISIONS | | | |
|-----|---------|---------------|--|-----------|-----|------|--|
| P | LTR | DESCRIPTION | | DATE | DWN | APVD | |
| J2 | REVISED | ECR-06-003257 | | 10FEB06 | TS | KB | |



断面 A-A
 SECT.

- 1 プリント基板にボスの変形なく挿入可能なこと。
- △-T- 面より2mmの範囲で測定。
- 3 適合する相手ハウジング型番 172021,172047,172850,172852.
- 4 適用製品規格 NO.108-5124.
- △推奨取付ねじ; JIS B1115, B1122 シェッド径は $n \times 3$ 種呼び径 2, 長さ 5.

- 1 CAN BE INSERTED INTO P.C. BOARD WITHOUT DEFORMATION OF TINE.
- △ TO BE MEASURED WITHIN 2mm FROM -T-
- 3 MATEABLE PLUG HOUSING : P/N 172021,172047,172850,172852.
- 4 PRODUCT SPECIFICATION NO : 108-5124.
- △ RECOMMENDED MOUNTING SCREW : JIS B1115 OR B1122.
- PAN HEAD TAPPING SCREW, CLASS 3, DIAMETER 2, LENGTH 5.

| | | | | |
|-------------------------|------------------------|------------|--|---------------------|
| OBSOLETE | | | | 4-172255-2 |
| OBSOLETE | | | | 2-172255-2 |
| SELECTIVE-TIN (MATTE) | SELECTIVE-TIN (BRIGHT) | BLACK | | 172255-3 |
| SELECTIVE-TIN | PRE-TIN | BLACK | | 172255-2 |
| SOLDERING SIDE 平田付ひ部 | CONTACT SIDE 接合部側 | COLOR 色 | | PART NUMBER 製品型番 |

THIS DRAWING IS A CONTROLLED DOCUMENT.

| | | | | |
|--|---|--|-------------------------------|--|
| DIMENSIONS: 単位: 精 MM | TOLERANCES UNLESS OTHERWISE SPECIFIED: 一般公差 | DWN I. SHINOHARA CHK K. BETSUI APVD K. BETSUI | OSNOV01 OSNOV01 OSNOV01 | Tyco Electronics AMP K.K. Kawasaki, Japan |
| | 0 PLC ±- 1 PLC ±- 2 PLC ±- 3 PLC ±- 4 PLC ±- ANGLES ±- | NAME 名称 | | 36 POSITION VERTICAL TYP CAP HOUSING ASSEMBLY DUAL LINE INTER-LOCK CONNECTOR. |
| MATERIAL 材料 HOUSING: 66NYLON POST : COPPER ALLOY | FINISH 仕上 | PRODUCT SPEC 製品規格 SEE NOTE 4 | SIZE A3 | RESTRICTED TO |
| 一般公差 (GENERAL TOLERANCE) 10以下: ±0.2 10を超え 30以下: ±0.25 30を超え 100以下: ±0.3 角度: ±3° | SEE TABLE | APPLICATION SPEC 取付適用規格 | WEIGHT - | SCALE 尺度 1:1 |
| | | WIRE RANGE 符合電線断面積 | INSULATION DIA 被覆外径 | SHEET 1 OF 1 |
| | | CUSTOMER DRAWING | DRAWING NO 番号 172255 | REV J2 |