

4

3

2

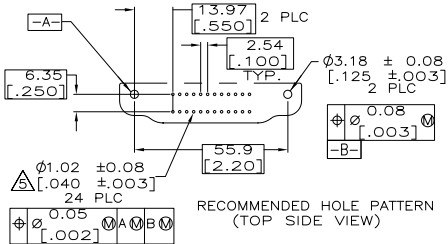
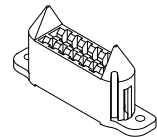
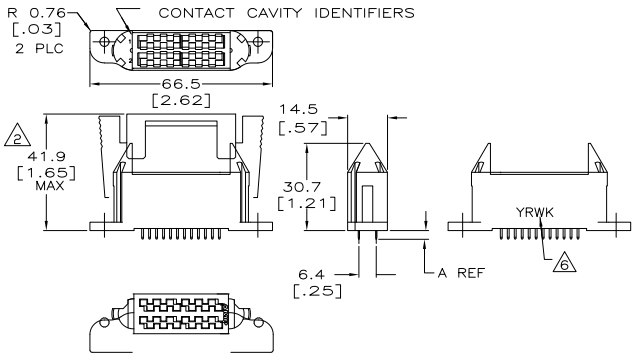
1

THIS DRAWING IS UNPUBLISHED. RELEASED FOR PUBLICATION  
 © COPYRIGHT BY TYCO ELECTRONICS CORPORATION. ALL INTERNATIONAL RIGHTS RESERVED.

LOC	DIST	REVISIONS				
GP	00	P	LTR	DATE	BY	APPD
		N	REV PER ECD-10-021237	19JAN2011	RG	MS

AMPPOWER and ACTION PIN are registered trademarks of AMP Incorporated.

- 1 MOUNTING HARDWARE, 2 #4-40 SCREWS AND NUTS OR 2 EYELETS (PN 748572-2) ARE REQUIRED.
- 2 HEIGHT OF MATED ASSEMBLY.
- △ WITH ACTION PIN TAILS.
- △ HIGH TEMPERATURE MATERIAL.
- △ HOLE DIAMETER AFTER PLATING.
- △ ADD 2-DIGIT YEAR AND 2-DIGIT WEEK CODE IN WHITE INDELIBLE INK, .13" CHARACTER HEIGHT APPROX AS SHOWN (NOTE CONDUCTOR 1&3 SIDE OF HOUSING).
- △ OBSOLETE PARTS: OBSOLETE CIS STREAMLINING PER D.RENAUD/D.SINISI



DESCRIPTION	PART NUMBER
6.35 [.250] THK PCB	765527-9
4.75 [.187] THK PCB	765527-8
3.18 [.125] THK PCB	765527-7
1.57-2.36 [.062-.093] THK PCB	765527-6
2.36 [.093] AND THICKER PCB'S	765527-5
6.35 [.250] THK PCB	765527-4
4.75 [.187] THK PCB	765527-3
3.18 [.125] THK PCB	765527-2
1.57-2.36 [.062-.093] THK PCB	765527-1

THIS DRAWING IS A CONTROLLED DOCUMENT.		BY: D. PUERNER	09-22-92	Tyco Electronics Corporation Harrisburg, PA 17105-3608	
DIMENSIONS: INCHES		CHK: SRS	09-22-92	AMPPOWER	
OTHER DIMENSIONS: MILLIMETERS		APPD: ALG	09-22-92	AMP	
D. PLC ± .002		PRODUCT SPEC	108-1319		SIZE: 108-1319
1. PLC ± .005		APPLICATION SPEC	114-49005		HEIGHT: 114-49005
2. PLC ± 0.25 (010)		FINISH: SILVER ON MATING END, ALL OVER NICKEL	CUSTOMER DRAWING		SCALE: FULL
3. PLC ± 0.13 (005)			SIZE: A2		CAGE CODE: 00779
4. PLC ± .002			PART NUMBER: 765527		RESTRICTED TO: -
ANGLES: ± .002			CUSTOMER DRAWING		SCALE: FULL
MATERIAL: THERMOPLASTIC BAW-0			CUSTOMER DRAWING		SHEET: 1 of 1
FINISH: HIGH-TEMP. MILLING			CUSTOMER DRAWING		REV: N
CONTACTS: COPPER ALLOY			CUSTOMER DRAWING		

1471-9 (1/08)

765527

A