

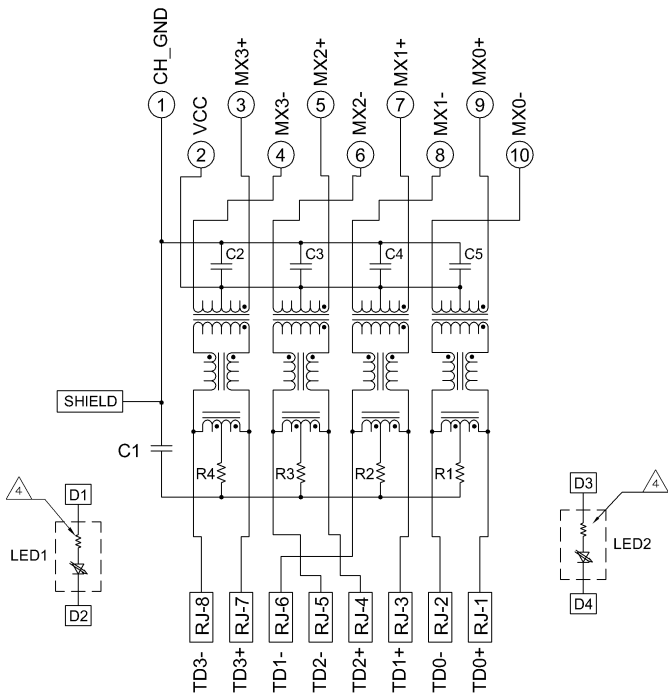
- MATERIALS**
- HOUSING - THERMOPLASTIC PET POLYESTER FLAMMABILITY RATING UL 94V-0
  - SHIELD - .010" THICK, C24850 BRASS PREPLATED WITH 50/100 INCH MIN SEMI-BRIGHT NICKEL
  - SOLDER TABS POST DIPPED WITH 100/100 INCH MIN SAC SOLDER
  - NO. JACK CONTACTS - .0037" X .001" PHOSPHOR BRONZE, 50/100 INCH MIN OVERALL NICKEL UNDERPLATE WITH SELECT 50/100 INCH MIN HARD GOLD FINISH PLATE. SOLDER TABS WITH 100/100 INCH MIN MATTE TIN AND/OR SAC SOLDER DIP
  - LIGHT EMITTING DIODES - DIFFUSED EPOXY LENS, .025" X .020" CARBON STEEL
  - WIREFRAME LEADS PRE-PLATED WITH 100/100 INCH SILVER OVER 50/100 INCH NICKEL UNDERPLATE OVER 50/100 INCH COPPER UNDERPLATE. POST-PLATED WITH 100/100 INCH MATTE TIN AND/OR SAC SOLDER DIP OR PURE TIN SOLDER DIP
- RIAS JACK CAVITY CONFORMS TO FCC RULES AND REGULATIONS PART 48, SUB PART F.**
- MAGNETICS**
- REPLICATION 10/100/1000 BASE-T
  - IMPEDANCE 100 OHMS
  - TURNS RATIO (IMP EAS) 1:1 ALL FOUR PAIRS
  - OPEN CIRCUIT INPUT ANGLE (OC) 35OH MIN @ 100MHz, 0 VTRMS
  - BIAS BIAS FROM 0V TO 70V, ALL FOUR PAIRS
  - ALL FOUR PAIRS BI-DIRECTIONAL
  - PERFORMANCE @ 25°C
  - INSERTION LOSS (IL) 1.5dB MAX FROM 0.5MHz TO 100MHz
  - RETURN LOSS (RL) 18dB MIN FROM 0.5MHz TO 40MHz
  - 12-20.0GHz/18dB MIN FROM 40 MHz TO 100MHz
  - CROSS TALK ATTENUATION 30dB MIN FROM 0.5MHz TO 100MHz
  - 33-20.0GHz/15dB MIN FROM 40 MHz TO 100MHz
  - COMMON MODE REJECTION RATIO (CMRR) 30dB MIN FROM 0.5MHz TO 100MHz
  - ISOLATION VOLTAGE 225VDC MAX FOR 60 SECONDS WITH A RISE TIME OF 500V/SEC AND WITH ALL PORTS CONNECTED
- IF THE LED WITH 25 OHM RESISTORS LED IS DRIVEN WITH 5V VOLTAGE AND THE MAX OPERATING CURRENT IS 20mA.**
- LED COLOR - DOMINANT WAVELENGTH (LD): GREEN 560 nm TYP @ VF=5V**  
**FORWARD CURRENT (IF): GREEN 10 mA TYP @ VF=5V**  
**DOMINANT WAVELENGTH (LD): YELLOW 588 nm TYP @ IF=20 mA**  
**FORWARD VOLTAGE (VF): YELLOW 2.1V TYP @ IF=20 mA**
- INDICATED ELECTRONIC CONNECTIONS ARE SYMMETRICAL TO SUPPORT AUTO-INDUXX.**
- TYCO ELECTRONICS LOGO, PART NUMBER, DATE CODE, COUNTRY OF ORIGIN AND AGENCY APPROVAL MARKING IN APPROXIMATE LOCATION SHOWN.**
- 7. OPERATING TEMPERATURE FROM 0°C - 10°C.**
- 8. THE PART IS RECOMMENDED FOR WAVE SOLDERING PROCESS. PREHEAT TEMPERATURE IS 120°C TO 160°C, 120 SECONDS TO 180 SECONDS. PEAK WAVE SOLDERING TEMPERATURE IS 240°C MAX, 10 SECONDS MAX.**

GREEN	GREEN	1-6610209-1
YELLOW	GREEN	6610209-2
LED1	LED2	PART NUMBER

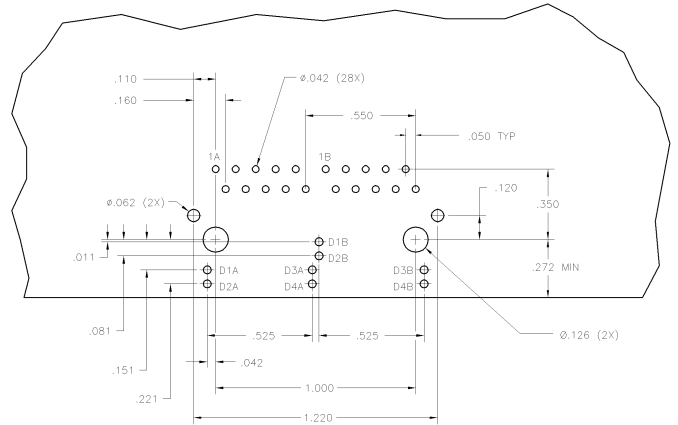
  

THIS DRAWING IS A CONTROLLED DOCUMENT		DATE		REV	
REV	DATE	REV	DATE	REV	DATE
1	10/22/00	2	10/22/00	3	10/22/00
4	10/22/00	5	10/22/00	6	10/22/00
7	10/22/00	8	10/22/00	9	10/22/00
10	10/22/00	11	10/22/00	12	10/22/00
13	10/22/00	14	10/22/00	15	10/22/00
16	10/22/00	17	10/22/00	18	10/22/00
19	10/22/00	20	10/22/00	21	10/22/00
22	10/22/00	23	10/22/00	24	10/22/00
25	10/22/00	26	10/22/00	27	10/22/00
28	10/22/00	29	10/22/00	30	10/22/00
31	10/22/00	32	10/22/00	33	10/22/00
34	10/22/00	35	10/22/00	36	10/22/00
37	10/22/00	38	10/22/00	39	10/22/00
40	10/22/00	41	10/22/00	42	10/22/00
43	10/22/00	44	10/22/00	45	10/22/00
46	10/22/00	47	10/22/00	48	10/22/00
49	10/22/00	50	10/22/00	51	10/22/00
52	10/22/00	53	10/22/00	54	10/22/00
55	10/22/00	56	10/22/00	57	10/22/00
58	10/22/00	59	10/22/00	60	10/22/00
61	10/22/00	62	10/22/00	63	10/22/00
64	10/22/00	65	10/22/00	66	10/22/00
67	10/22/00	68	10/22/00	69	10/22/00
70	10/22/00	71	10/22/00	72	10/22/00
73	10/22/00	74	10/22/00	75	10/22/00
76	10/22/00	77	10/22/00	78	10/22/00
79	10/22/00	80	10/22/00	81	10/22/00
82	10/22/00	83	10/22/00	84	10/22/00
85	10/22/00	86	10/22/00	87	10/22/00
88	10/22/00	89	10/22/00	90	10/22/00
91	10/22/00	92	10/22/00	93	10/22/00
94	10/22/00	95	10/22/00	96	10/22/00
97	10/22/00	98	10/22/00	99	10/22/00
100	10/22/00	101	10/22/00	102	10/22/00
103	10/22/00	104	10/22/00	105	10/22/00
106	10/22/00	107	10/22/00	108	10/22/00
109	10/22/00	110	10/22/00	111	10/22/00
112	10/22/00	113	10/22/00	114	10/22/00
115	10/22/00	116	10/22/00	117	10/22/00
118	10/22/00	119	10/22/00	120	10/22/00
121	10/22/00	122	10/22/00	123	10/22/00
124	10/22/00	125	10/22/00	126	10/22/00
127	10/22/00	128	10/22/00	129	10/22/00
130	10/22/00	131	10/22/00	132	10/22/00
133	10/22/00	134	10/22/00	135	10/22/00
136	10/22/00	137	10/22/00	138	10/22/00
139	10/22/00	140	10/22/00	141	10/22/00
142	10/22/00	143	10/22/00	144	10/22/00
145	10/22/00	146	10/22/00	147	10/22/00
148	10/22/00	149	10/22/00	150	10/22/00
151	10/22/00	152	10/22/00	153	10/22/00
154	10/22/00	155	10/22/00	156	10/22/00
157	10/22/00	158	10/22/00	159	10/22/00
160	10/22/00	161	10/22/00	162	10/22/00
163	10/22/00	164	10/22/00	165	10/22/00
166	10/22/00	167	10/22/00	168	10/22/00
169	10/22/00	170	10/22/00	171	10/22/00
172	10/22/00	173	10/22/00	174	10/22/00
175	10/22/00	176	10/22/00	177	10/22/00
178	10/22/00	179	10/22/00	180	10/22/00
181	10/22/00	182	10/22/00	183	10/22/00
184	10/22/00	185	10/22/00	186	10/22/00
187	10/22/00	188	10/22/00	189	10/22/00
190	10/22/00	191	10/22/00	192	10/22/00
193	10/22/00	194	10/22/00	195	10/22/00
196	10/22/00	197	10/22/00	198	10/22/00
199	10/22/00	200	10/22/00	201	10/22/00
202	10/22/00	203	10/22/00	204	10/22/00
205	10/22/00	206	10/22/00	207	10/22/00
208	10/22/00	209	10/22/00	210	10/22/00
211	10/22/00	212	10/22/00	213	10/22/00
214	10/22/00	215	10/22/00	216	10/22/00
217	10/22/00	218	10/22/00	219	10/22/00
220	10/22/00	221	10/22/00	222	10/22/00
223	10/22/00	224	10/22/00	225	10/22/00
226	10/22/00	227	10/22/00	228	10/22/00
229	10/22/00	230	10/22/00	231	10/22/00
232	10/22/00	233	10/22/00	234	10/22/00
235	10/22/00	236	10/22/00	237	10/22/00
238	10/22/00	239	10/22/00	240	10/22/00
241	10/22/00	242	10/22/00	243	10/22/00
244	10/22/00	245	10/22/00	246	10/22/00
247	10/22/00	248	10/22/00	249	10/22/00
250	10/22/00	251	10/22/00	252	10/22/00
253	10/22/00	254	10/22/00	255	10/22/00
256	10/22/00	257	10/22/00	258	10/22/00
259	10/22/00	260	10/22/00	261	10/22/00
262	10/22/00	263	10/22/00	264	10/22/00
265	10/22/00	266	10/22/00	267	10/22/00
268	10/22/00	269	10/22/00	270	10/22/00
271	10/22/00	272	10/22/00	273	10/22/00
274	10/22/00	275	10/22/00	276	10/22/00
277	10/22/00	278	10/22/00	279	10/22/00
280	10/22/00	281	10/22/00	282	10/22/00
283	10/22/00	284	10/22/00	285	10/22/00
286	10/22/00	287	10/22/00	288	10/22/00
289	10/22/00	290	10/22/00	291	10/22/00
292	10/22/00	293	10/22/00	294	10/22/00
295	10/22/00	296	10/22/00	297	10/22/00
298	10/22/00	299	10/22/00	300	10/22/00
301	10/22/00	302	10/22/00	303	10/22/00
304	10/22/00	305	10/22/00	306	10/22/00
307	10/22/00	308	10/22/00	309	10/22/00
310	10/22/00	311	10/22/00	312	10/22/00
313	10/22/00	314	10/22/00	315	10/22/00
316	10/22/00	317	10/22/00	318	10/22/00
319	10/22/00	320	10/22/00	321	10/22/00
322	10/22/00	323	10/22/00	324	10/22/00
325	10/22/00	326	10/22/00	327	10/22/00
328	10/22/00	329	10/22/00	330	10/22/00
331	10/22/00	332	10/22/00	333	10/22/00
334	10/22/00	335	10/22/00	336	10/22/00
337	10/22/00	338	10/22/00	339	10/22/00
340	10/22/00	341	10/22/00	342	10/22/00
343	10/22/00	344	10/22/00	345	10/22/00
346	10/22/00	347	10/22/00	348	10/22/00
349	10/22/00	350	10/22/00	351	10/22/00
352	10/22/00	353	10/22/00	354	10/22/00
355	10/22/00	356	10/22/00	357	10/22/00
358	10/22/00	359	10/22/00	360	10/22/00
361	10/22/00	362	10/22/00	363	10/22/00
364	10/22/00	365	10/22/00	366	10/22/00
367	10/22/00	368	10/22/00	369	10/22/00
370	10/22/00	371	10/22/00	372	10/22/00
373	10/22/00	374	10/22/00	375	10/22/00
376	10/22/00	377	10/22/00	378	10/22/00
379	10/22/00	380	10/22/00	381	10/22/00
382	10/22/00	383	10/22/00	384	10/22/00
385	10/22/00	386	10/22/00	387	10/22/00
388	10/22/00	389	10/22/00	390	10/22/00
391	10/22/00	392	10/22/00	393	10/22/00
394	10/22/00	395	10/22/00	396	10/22/00
397	10/22/00	398	10/22/00	399	10/22/00
400	10/22/00	401	10/22/00	402	10/22/00
403	10/22/00	404	10/22/00	405	10/22/00
406	10/22/00	407	10/22/00	408	10/22/00
409	10/22/00	410	10/22/00	411	10/22/00
412	10/22/00	413	10/22/00	414	10/22/00
415	10/22/00	416	10/22/00	417	10/22/00
418	10/22/00	419	10/22/00	420	10/22/00
421	10/22/00	422	10/22/00	423	10/22/00
424					

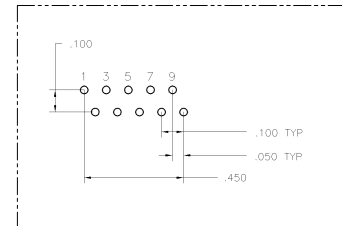
# 7G23 Ganged Schematic ⚠ ⚠



C1 = 1000 pF, 2kV CAPACITOR  
 R1-R4 = 75 OHMS, 1/16 W RESISTORS  
 C2-C5 = 0.1uF, 50V, X7R CAPACITORS



SUGGESTED PCB LAYOUT  
(Component Side)



PIN DESIGNATIONS

THIS DRAWING IS A CONTROLLED DOCUMENT		REV	DATE	REVISIONS
REV 1		AA	22	REVISIONS
DESCRIPTION		BY	DATE	DESCRIPTION
7G23				
DRAWN BY		CHKD BY	DATE	DESCRIPTION
108-2100				
APPROVED BY		DATE	DESCRIPTION	
A1				
CUSTOMER DRAWING		SCALE	1:1	SHEET # 2 OF 2