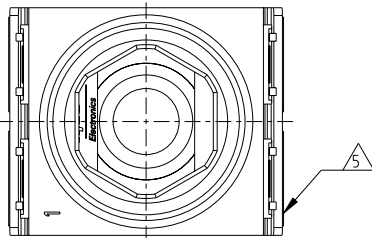
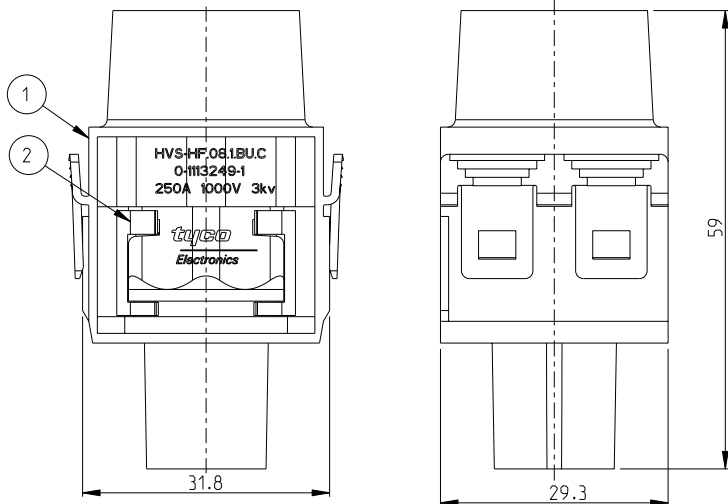
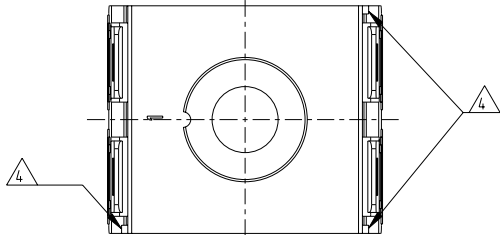


THIS DRAWING IS UNPUBLISHED. RELEASED FOR PUBLICATION 2000
 © COPYRIGHT 2000 Tyco Electronics AMP GmbH ALL RIGHTS RESERVED.

CONTACT ARRANGEMENT VIEW FROM CONNECTING SIDE

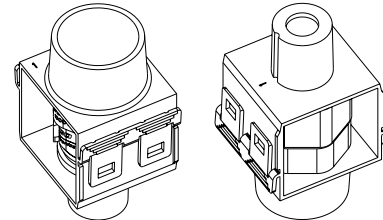


CONTACT ARRANGEMENT VIEW FROM TERMINATION SIDE

LOC	DIST	REVISIONS			
P	LTR	DESCRIPTION	DATE	DRN	APVD
B1		ECR-10-021590	25.10.2010	SR	OH
B2		ECR-11-013031	22.JUN2011	SR	AP

NOTES

- SUITABLE CRIMP CONTACTS: SERIES HF8
CUSTOMER DRAWING: 1103038; 1103038-1 (B2)
 - SUITABLE CRIMP BARRELS: SERIES HF.06/08
CUSTOMER DRAWING: 1110952
OUTER DIMENSIONS OF WIRE: MAX. \varnothing 18.5mm
 - SUITABLE MODULE FIXING FRAME: SERIES HVS SIZE 3 TO 8
CUSTOMER DRAWING: 1103250
- 4 POLARIZATION RIBS
5 MARKING OF POLARIZATION ACCORDING TO MARKING OF MODULE FRAME
 6 PACKAGING:
 10 PIECES IN A CARTON, PRE MOUNTED



1	FIXING CLIP	PA6.6-GF25	BLACK	2
1	FEMALE INSERT	PC-GF20	LIGHT GREY	1
QTY	DESCRIPTION	MATERIAL	COLOR	ITEM NO
	HVS.HF.08.1.BU.C			

PN 0-1 AS SHOWN

THIS DRAWING IS A CONTROLLED DOCUMENT.		DRN 16.02.2006	TE Connectivity	
DIMENSIONS: mm		CHK H. BRAUN 17.02.2006		
TOLERANCES UNLESS OTHERWISE SPECIFIED:		APVD T. SCHNURPFEL 17.02.2006		
0 P.P.C. ± 0.15 1 P.P.C. ± 0.25 2 P.P.C. ± 0.3 3 P.P.C. ± 0.4 4 P.P.C. ± 0.5 ANGLES $\pm 0.1^\circ$		NAME FEMALE INSERT	RESTRICTED TO	
MATERIAL		PRODUCT SPEC 108-74044	HVS-HF.08.1.BU.C	
FINISH		APPLICATION SPEC 114-74079	SIZE A3	CAGE CODE 00779
		WEIGHT -	DRAWING NO C-1103249	
		CUSTOMER DRAWING	SCALE 5:1	SHEET 1 OF 1 REV B2