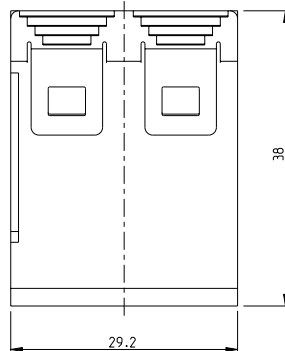
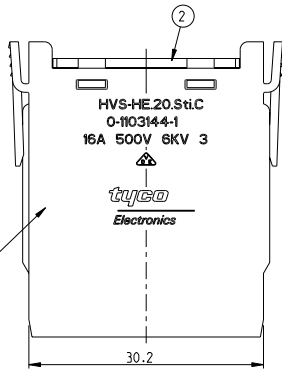
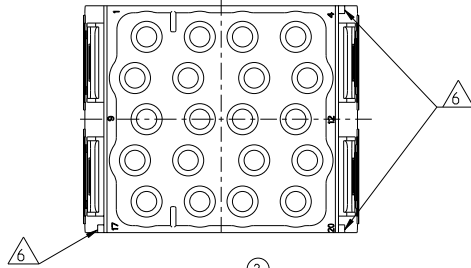


THIS DRAWING IS UNPUBLISHED. RELEASED FOR PUBLICATION 2000
 © COPYRIGHT 2000 BY TYCO ELECTRONICS CORPORATION. ALL INTERNATIONAL RIGHTS RESERVED.

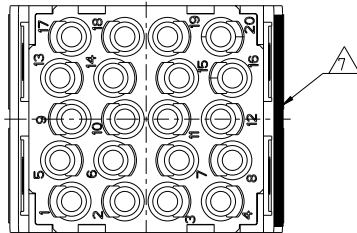
LOC	DIST	REVISIONS			
P	LTR	DESCRIPTION	DATE	DWN	APVD
A5		RELEASED ASPER ECR-09-010234	6-May-09	CJ	TS
B1		ECR-10-015645	27 JUL 2010	SR	OH

PN 0-1 As Shown

Contact arrangement
view from connecting side



Contact arrangement
view from termination side



PN 0-1 As Shown



SCALE 1:2

- NOTES
- SUITABLE CRIMP CONTACTS: SERIES HE/HA
CUSTOMER DRAWING: 1105100
OUTER DIMENSIONS OF INSULATION: MAX. Ø6.9mm
 - SUITABLE MODULE FIXING FRAME: SERIES HVS SIZE 3 TO 8
CUSTOMER DRAWING: 1103250
 - SUITABLE INSERTION TOOL:
CUSTOMER DRAWING: 0-1102855-6
 - SUITABLE EXTRACTION TOOL:
CUSTOMER DRAWING: 0-1102855-7
 - STANDARDS:
DIN EN 61984; DIN EN 60664-1
 - POLARIZATION RIPS
 - MARKING OF POLARIZATION ACCORDING TO MARKING OF
MODULE FRAME
 - PACKAGING:
10 SETS IN A CARTON. PRE-MOUNTED

QTY	PART-NO	DESCRIPTION	MATERIAL	COLOR	ITEM
1	0-1245410-1	MALE INSERT	PC-GF20	LIGHT GREY	2
1	0-1245412-1	COVER	PC-GF20	LIGHT GREY	1

<small>THIS DRAWING IS A CONTROLLED DOCUMENT FOR TYCO ELECTRONICS CORPORATION IT IS SUBJECT TO CHANGE AND THE CONTROLLING ENGINEERING ORGANIZATION SHOULD BE CONTACTED FOR THE LATEST REVISION.</small>		DWN 31.08.2005 M.SCHWEIGER CHK 01.09.2005 T.SCHNURPFIL	Tyco Electronics Tyco Electronics AMP GmbH 53757 Sankt Augustin, Germany
DIMENSIONS: mm 	TOLERANCES UNLESS OTHERWISE SPECIFIED: mm 0 PL ± 1 PLC ± 2 PLC ± 3 PLC ± 4 PLC ± ANGLES ±°	APVD - NAME - PRODUCT SPEC 108-74074 APPLICATION SPEC 114-74073 WEIGHT -	MALE INSERT HVS-HE.20.STI.C SIZE CAGE CODE DRAWING NO RESTRICTED TO A3 00779 C=1103144 -
MATERIAL	FINISH	CUSTOMER DRAWING SCALE 2:1 SHEET 1 OF 1 REV B1	