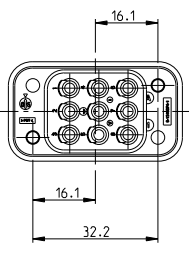
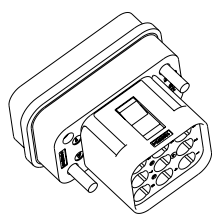
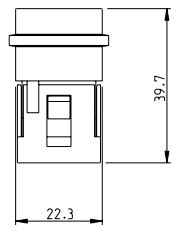
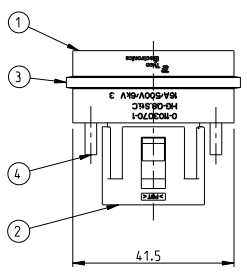
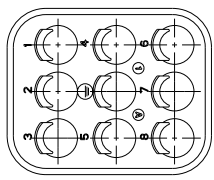


THIS DRAWING IS UNPUBLISHED. RELEASED FOR PUBLICATION 2006
 © COPYRIGHT 2000 BY TYCO ELECTRONICS CORPORATION. ALL RIGHTS RESERVED.

LOC	DIST	REVISIONS			
P	LTR	DESCRIPTION	DATE	DWN	APVD
A1	-	C1	ECR-10-024592	09DEC 2010	GW MH



Contact arrangement
view from termination side



PN 0-1 as shown

QTY.	DESCRIPTION	MATERIAL	SURFACE	NOTE	ITEM
2	Screw for plastics	Steel	Zinc plated	EJOT DELTA PT 3X10-Z	4
1	Seals	NBR 72	Natural	CONDUCTIVE	3
1	Cover	Crastin	Light Grey	-	2
1	Male insert	Valox	Light Grey	-	1

PARTS LIST

<small>THIS DRAWING IS A CONTROLLED DOCUMENT FOR TYCO ELECTRONICS CORPORATION IT IS SUBJECT TO CHANGE AND THE CONTROLLING ENGINEERING ORGANIZATION SHOULD BE CONTACTED FOR THE LATEST REVISION.</small>		DWN 05.10.04 M.Schweiger CHK 05.10.04 M.Schweiger APVD 05.10.04 T.Schnurfeil PRODUCT SPEC 108-74050 APPLICATION SPEC 114-74050 WEIGHT 0.016 KG CUSTOMER DRAWING	Tyco Electronics AMP GmbH D - 53757, Sankt Augustin, Germany NAME Cover Pin insert HG-Q8.Sti.C SIZE CAGE CODE DRAWING NO RESTRICTED TO A3 00779 C=1103070 - SCALE 2:1 SHEET 1 OF 1 REV C1
---	--	--	--