THIS DRAWING IS UNPUBLISHED. RELEASED FOR PUBLICATION ,1997
© COPYRIGHT 1997 BY TYCO ELECTRONICS CORPORATION. ALL RIGHTS RESERVED.

LOC	DIST
A1	

REVISIONS

P	LTR	DESCRIPTION	DATE	DWN	APVD
	A8	ECR - 001736	17SEP2009	GW	ST

PN 0-2 & 2-2

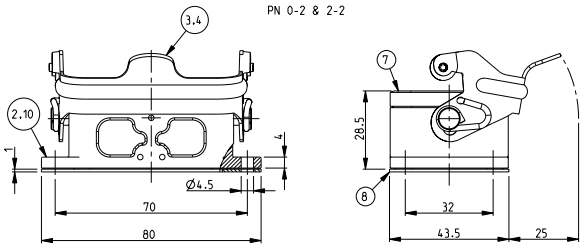

PN 1-2.0-1.0-3.
0-4 & 0-5 & 0-6

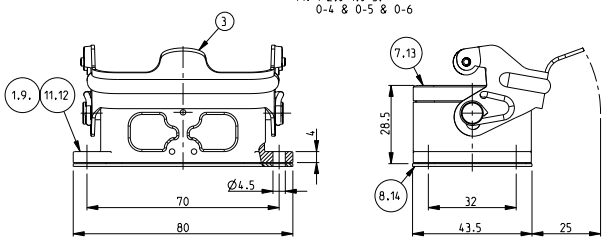

PN 1-8 & 2-8

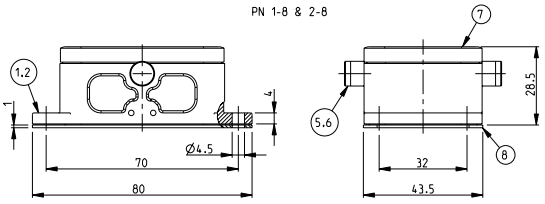

Panel cut-out

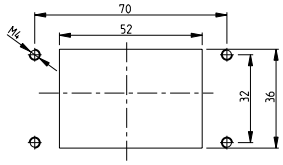

NOTES.

1 Material:Housing:Aluminium Diecasting Alloy
Seals: Neoprene

2 Surface-Varnish Grey
-Aluminium Oxide +
Varnish Black

3 Varnish on the inside not necessary

4 Packaging
Quantity 5 Pieces in a box

PN 0-2 & 2-2

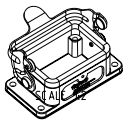

PN 1-2.0-1.0-3.
0-4 & 0-5 & 0-6

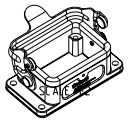

PN 1-8 & 2-8

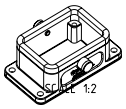

0-6	0-5	0-4	0-3	0-2	0-1	6-2	2-8	1-8	2-2	1-2	DESCRIPTION	MATERIAL	SURFACE	COLOR	ITEM NO	NOTES
						OBSOLETE										
1											Flange seal	Viton			14	
1											Profile seal	Viton			13	
1	1										Surface mounted housing bottom entry HB	Aluminium		White RAL 9010	12	Without logo
		1	1								Surface mounted housing bottom entry HB	Aluminium		Grey	11	Without logo
				1							Surface mounted housing bottom entry HB	Aluminium		Without varnish	10	
					1						Surface mounted housing bottom entry HB	Aluminium		Borning ried	9	
	1	1	1	1	1	1	1	1	1	1	Flange seal	Neoprene		Black	8	
	1	1	1	1	1	1	1	1	1	1	Profile seal	Neoprene		Black	7	
							2				ZB-Clip bolt	Stainless steel			6	
								2			ZB-Clip bolt	Steel	Zinc plated	Blue	5	
						1			1		LB-Side clip	Stainless steel			4	
1	1	1	1	1	1					1	LB-Side clip	Steel	Zinc plated	Blue	3	
							1		1		Surface mounted housing bottom entry HB-K	Aluminium	Aluminium oxide	Black	2	
						1		1		1	Surface mounted housing bottom entry HB	Aluminium		Grey	1	

ORDERING TEXT

HB.6.AG-LB
HB-K.6.AG-LB
HB-Z.6.AG-ZVGR
HB-K/Z.6.AG-ZVGR
HB.6.AG-LB
HB.6.AG-LB
HB.6.AG-LB
HB.6.AG-LB
HB.6.AG-LB.KM
HB.6.AG-LB
HB.6.AG-LB

THIS DRAWING IS A CONTROLLED DOCUMENT FOR TYCO ELECTRONICS CORPORATION. IT IS SUBJECT TO CHANGE AND THE CONTROLLING ENGINEERING ORGANIZATION SHOULD BE CONTACTED FOR THE LATEST REVISION.

DIMENSIONS: mm

TOLERANCES UNLESS OTHERWISE SPECIFIED: ACC. TO DIN 16901-G ADIN 16901-150
0 PLC ±
1 PLC ±
2 PLC ±
3 PLC ±
4 PLC ±
ANGLES ±

MATERIAL

FINISH

DWN	23.07.1997 Schweiger
CHK	26.06.1998 Kramer
APVD	
PRODUCT SPEC	108-74001/74003
APPLICATION SPEC	114-74004/74005
WEIGHT	-

Tyco Electronics
Tyco Electronics,AMP,GmbH
D-53819,Neunkirchen,Germany

NAME: Surface mounted housing bottom entry HB6

SIZE	CAGE CODE	DRAWING NO	RESTRICTED TO
A2	00779	C-1102244	-

CUSTOMER DRAWING

SCALE	SHEET	OF	REV
1:1	1	1	A8

AMP 1471-9 REV 31MAR2000

Pro/ENGINEER DRAWING

Downloaded from Elcodis.com electronic components distributor