

4

3

2

1

THIS DRAWING IS UNPUBLISHED.

RELEASED FOR PUBLICATION .2007.

COPYRIGHT 2007 By --

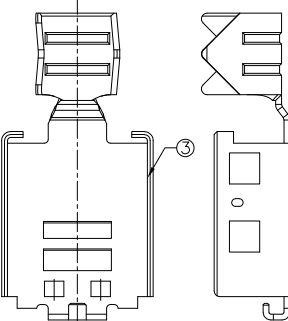
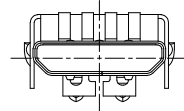
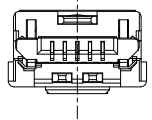
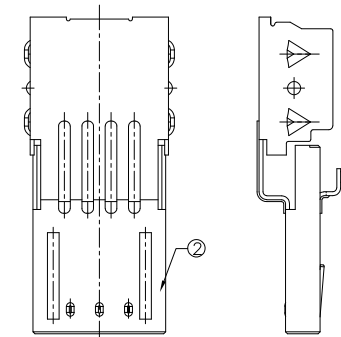
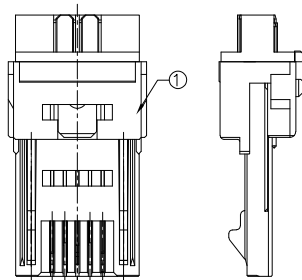
ALL RIGHTS RESERVED.

LOC DIST
J /

REVISIONS

変更

P	LTR	DESCRIPTION	DATE	DWN	APVD
G		REVISED PER ECR-11-014079	15NOV2011	T.T	J.T



1. ITEM 2 AND 3 ARE NOT ASSEMBLED.
2. PACKAGING QUANTITY : 550 KIT

APPLICABLE CABLE DIAMETER	TOOLING STATUS	CONTACT FINISH	PART NO. FOR KIT	DESCRIPTION	PART NO.	ITEM
Ø4.3	NOT AVAILABLE	SELECTIVE Au PLATED OVER Ni-Pd PLATED OVER Ni PLATED	1-1939054-3	LOWER SHELL	1-1939061-6	⊙
	AVAILABLE	SELECTIVE Au PLATED OVER Ni PLATED	1939054-3	UPPER SHELL	1-1939060-2	⊙
Ø3.3	NOT AVAILABLE	SELECTIVE Au PLATED OVER Ni-Pd PLATED OVER Ni PLATED	1-1939054-2	SUB ASSY	1-1939060-2	⊙
	AVAILABLE	SELECTIVE Au PLATED OVER Ni PLATED	1939054-2	LOWER SHELL	1-1939061-6	⊙
Ø2.8	NOT AVAILABLE	SELECTIVE Au PLATED OVER Ni-Pd PLATED OVER Ni PLATED	1-1939054-1	UPPER SHELL	1-1939060-2	⊙
	AVAILABLE	SELECTIVE Au PLATED OVER Ni PLATED	1939054-1	SUB ASSY	1-1939061-4	⊙
				UPPER SHELL	1-1939060-2	⊙
				SUB ASSY	1-1939061-4	⊙
				UPPER SHELL	1-1939061-2	⊙
				SUB ASSY	1-1939060-2	⊙
				UPPER SHELL	1-1939061-2	⊙
				SUB ASSY	1-1939061-2	⊙
				UPPER SHELL	1-1939061-2	⊙
				SUB ASSY	1-1939060-2	⊙
				UPPER SHELL	1-1939061-2	⊙
				SUB ASSY	1-1939060-2	⊙

THIS DRAWING IS A CONTROLLED DOCUMENT.

DIMENSIONS:
単位: 純
mmTOLERANCES UNLESS
OTHERWISE SPECIFIED:
公差0 PLC ± -
1 PLC ± -
2 PLC ± -
3 PLC ± -
4 PLC ± -
ANGLES ± -FINISH
仕上MATERIAL
材料FINISH
仕上

DWN J.TSUJI 28MAY2007

CHK T.KUSUHARA 28MAY2007

APVD T.KUSUHARA 28MAY2007

PRODUCT SPEC
製品規格APPLICATION SPEC
取付適用規格

WEIGHT

CUSTOMER DRAWING

TE Connectivity

 MICRO USB I/O
PLUG TYPE B
KIT

 SIZE CAGE CODE DRAWING NO
番号
A3 00779 C=1939054

RESTRICTED TO

SCALE 5:1 SHEET 1 of 3 REV G

4

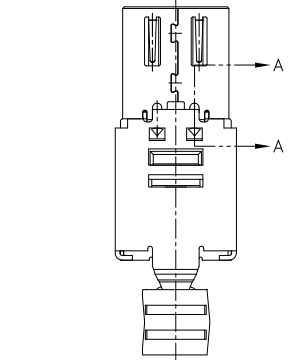
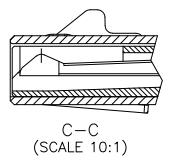
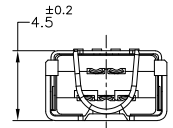
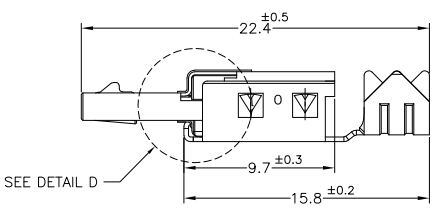
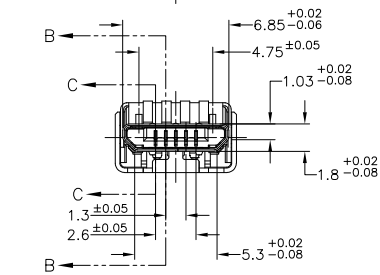
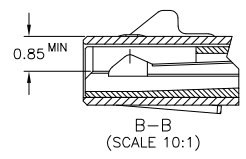
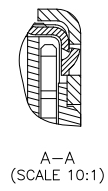
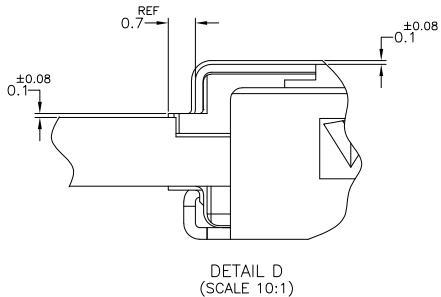
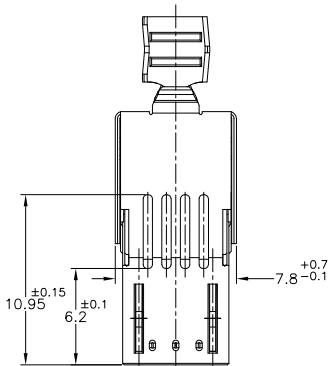
3

2

1

THIS DRAWING IS UNPUBLISHED. RELEASED FOR PUBLICATION .2006.
 © COPYRIGHT 2006 By - ALL RIGHTS RESERVED.

LOC		DIST		REVISIONS			
				變更			
P	LTR	DESCRIPTION		DATE	DWN	APVD	
-	-	SEE SHEET 1		-	-	-	-



REFERENCE: SHELL ASSEMBLY

THIS DRAWING IS A CONTROLLED DOCUMENT.		DWN	STE TE Connectivity	
DIMENSIONS: 單位: 毫米 mm		CHK		
TOLERANCES UNLESS OTHERWISE SPECIFIED: 公差		APVD	NAME 名稱	
0 PLC ±		PRODUCT SPEC 製品規格	MICRO USB I/O PLUG TYPE B KIT	
1 PLC ±		APPLICATION SPEC 取件適用規格	SIZE A3	CAGE CODE 00779
2 PLC ±		WEIGHT	DRAWING NO. 圖號	RESTRICTED TO
3 PLC ±		CUSTOMER DRAWING	C-1939054	-
4 PLC ±		SCALE 尺碼	4:1	SHEET 2 of 3
ANGLES ±		FINISH 仕上		REV G

4

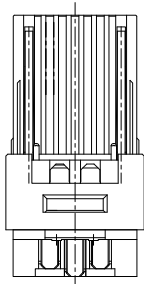
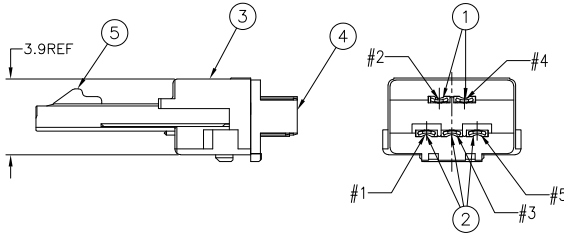
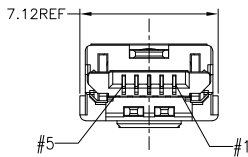
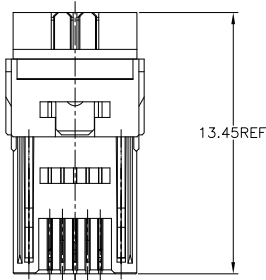
3

2

1

THIS DRAWING IS UNPUBLISHED. RELEASED FOR PUBLICATION .2006.
 © COPYRIGHT 2006 By - ALL RIGHTS RESERVED.

LOC	DIST	REVISIONS				
J		REV	DESCRIPTION	DATE	DWN	APVD
		P	LTR			
		-	SEE SHEET 1	-	-	-



REFERENCE: SUB ASSY

NAME	TOOLING STATUS	P/N	DESCRIPTION	PART NO.	MATERIAL	FINISH	ITEM
SUB ASSY	NOT AVAILABLE	1-1939080-2	LOCK LEVER	1981274-3	STAINLESS STEEL		⑤
			BOTTOM COVER	1981198-1	THERMO PLASTIC		④
			HOUSING	1939056-1	THERMO PLASTIC		③
			CONTACT B	1939058-3	COPPER ALLOY	SELECTIVE Au PLATED OVER Ni-Pd PLATED OVER Ni PLATED	②
			CONTACT A	1939057-3	COPPER ALLOY	SELECTIVE Au PLATED OVER Ni-Pd PLATED OVER Ni PLATED	①
	AVAILABLE	1-1939080-1	LOCK LEVER	1981274-3	STAINLESS STEEL		⑤
			BOTTOM COVER	1981198-1	THERMO PLASTIC		④
			HOUSING	1939056-1	THERMO PLASTIC		③
			CONTACT B	1939058-2	COPPER ALLOY	SELECTIVE Au PLATED OVER Ni PLATED	②
			CONTACT A	1939057-2	COPPER ALLOY	SELECTIVE Au PLATED OVER Ni PLATED	①

THIS DRAWING IS A CONTROLLED DOCUMENT.

DIMENSIONS: 單位: 毫米 mm	TOLERANCES UNLESS OTHERWISE SPECIFIED: 一般公差	DWN	
	0 PLC ±- 1 PLC ±- 2 PLC ±- 3 PLC ±- 4 PLC ±- ANGLES ±-	CHK	
MATERIAL	FINISH 仕上	APVD	NAME 名稱
		PRODUCT SPEC 製品規格	MICRO USB I/O PLUG TYPE B KIT
		APPLICATION SPEC 取付適用規格	SIZE
		WEIGHT	CAGE CODE
		CUSTOMER DRAWING	DRAWING NO 番号
			1939054
			RESTRICTED TO
			SCALE 尺度
			5:1
			SHEET
			3 of 3
			REV
			G