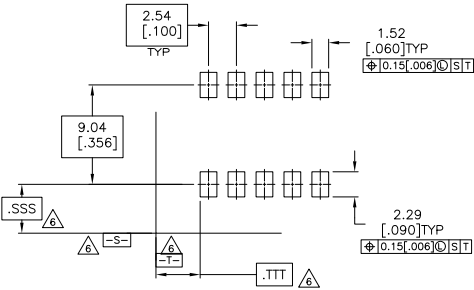
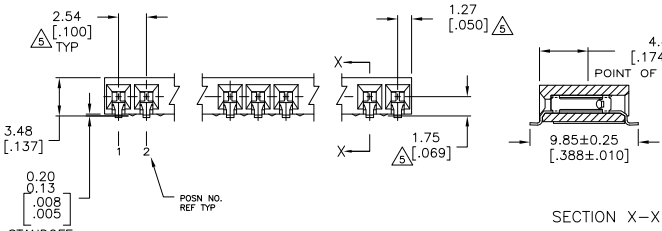
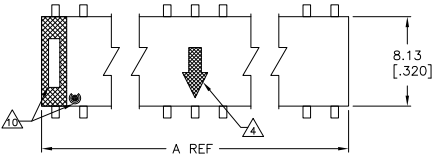


THIS DRAWING IS UNPUBLISHED. RELEASED FOR PUBLICATION.
 BY TYCO ELECTRONICS CORPORATION. ALL INTERNATIONAL RIGHTS RESERVED.

LOC	DIST	REVISIONS					
AD	00	F	LNK	DESCRIPTION	DATE	BY	APP
		E2		REVISED PER ECO-10-026022	29DEC10	HMR	JO

- 1 HOUSING: GLASS FILLED POLYESTER, PCT, COLOR: BLACK
- 2 CONTACT: PHOSPHOR BRONZE
- 3 CONTACT: 0.00254-0.00508[.000100-.000200] TIN-LEAD OVER 0.00127-0.00254[.000050-.000100] NICKEL, ENTIRE CONTACT
- 4 MOLDED IN ARROW DESIGNATES MATING FACE OF CONNECTOR.
- 5 DIMENSIONS PERTAINS TO CAVITY CENTERLINES.
- 6 DATUMS AND BASIC DIMENSIONS ARE ESTABLISHED BY THE CUSTOMER.
- 7 OBSOLETE PART
- 8 NO PART NUMBER MARKING REQUIRED FOR THIS PART.

- 9 OBSOLETE PARTS: OBSOLETE CIS STREAMLINING PER D.RENAUD/D.SINISI
- 10 TE LOGO AND CSA LOGO ARE MOLDED INTO HOUSING, THIS LOCATION.



RECOMMENDED PC BOARD LAYOUT

165.10[6.500]	65	6-147733-4
162.56[6.400]	64	6-147733-3
160.02[6.300]	63	6-147733-2
157.48[6.200]	62	6-147733-1
152.94[6.100]	61	6-147733-0
152.40[6.000]	60	5-147733-9
149.86[5.900]	59	5-147733-8
147.32[5.800]	58	5-147733-7
144.78[5.700]	57	5-147733-6
142.24[5.600]	56	5-147733-5
139.70[5.500]	55	5-147733-4
137.16[5.400]	54	5-147733-3
134.62[5.300]	53	5-147733-2
132.08[5.200]	52	5-147733-1
129.54[5.100]	51	5-147733-0
127.00[5.000]	50	4-147733-9
124.46[4.900]	49	4-147733-8
121.92[4.800]	48	4-147733-7
119.38[4.700]	47	4-147733-6
116.84[4.600]	46	4-147733-5
114.30[4.500]	45	4-147733-4
111.76[4.400]	44	4-147733-3
109.22[4.300]	43	4-147733-2
106.68[4.200]	42	4-147733-1
104.14[4.100]	41	4-147733-0

101.60[4.000]	40	3-147733-9
99.06[3.900]	39	3-147733-8
96.52[3.800]	38	3-147733-7
93.98[3.700]	37	3-147733-6
91.44[3.600]	36	3-147733-5
88.90[3.500]	35	3-147733-4
86.36[3.400]	34	3-147733-3
83.82[3.300]	33	3-147733-2
81.28[3.200]	32	3-147733-1
78.74[3.100]	31	3-147733-0
76.20[3.000]	30	2-147733-9
73.66[2.900]	29	2-147733-8
71.12[2.800]	28	2-147733-7
68.58[2.700]	27	2-147733-6
66.04[2.600]	26	2-147733-5
63.50[2.500]	25	2-147733-4
60.96[2.400]	24	2-147733-3
58.42[2.300]	23	2-147733-2
55.88[2.200]	22	2-147733-1
53.34[2.100]	21	2-147733-0
50.80[2.000]	20	1-147733-9
48.26[1.900]	19	1-147733-8
45.72[1.800]	18	1-147733-7
43.18[1.700]	17	1-147733-6
40.64[1.600]	16	1-147733-5
38.10[1.500]	15	1-147733-4
35.56[1.400]	14	1-147733-3
33.02[1.300]	13	1-147733-2
30.48[1.200]	12	1-147733-1
27.94[1.100]	11	1-147733-0
25.40[1.000]	10	147733-9
22.86[.900]	9	147733-8
20.32[.800]	8	147733-7
17.78[.700]	7	147733-6
15.24[.600]	6	147733-5
12.70[.500]	5	147733-4
10.16[.400]	4	147733-3
7.62[.300]	3	147733-2
5.08[.200]	2	147733-1

A	NO OF POSN	PART NUMBER	A	NO OF POSN	PART NUMBER

THIS DRAWING IS A CONTROLLED DOCUMENT.
 DIMENSIONS: mm [INCHES]
 TOLERANCES UNLESS OTHERWISE SPECIFIED:
 0 P.L.C. ± .005
 1 P.L.C. ± .005
 2 P.L.C. ± .005
 3 P.L.C. ± .005
 4 P.L.C. ± .005
 ANGLES ± .005
 MATERIAL: 1 2
 FINISH: 3

DESIGNED BY: M. GILNER
 DRAWN BY: M. GILNER
 DATE: 25OCT01
 PRODUCT SPEC: -
 APPLICATION SPEC: -
 WEIGHT: -
 CUSTOMER DRAWING
 Tyco Electronics Corporation
 Harrisburg, PA 17105-3608
 AMPMODU MODII RECP. ASSY., HORZ., SURFACE MOUNT, .100CL, 1 ROW CLOSED ENTRY, END STACK
 SIZE: A2 ONE CODE DRAWING NO: 00779 C=147733
 SCALE: 5:1 SHEET: 1 of 1 REV: E2