

4

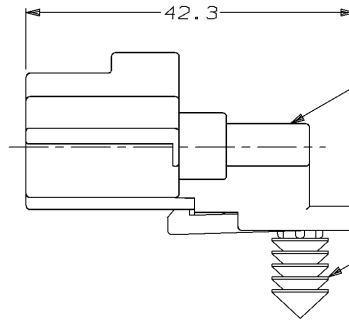
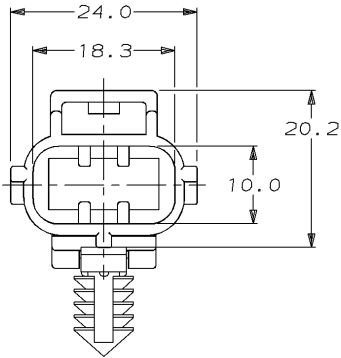
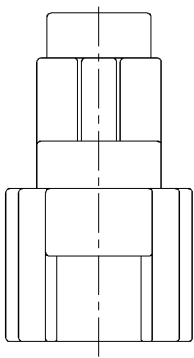
3

2

1

THIS DRAWING IS UNPUBLISHED. RELEASED FOR PUBLICATION
 © COPYRIGHT 19 BY AMP INCORPORATED. ALL RIGHTS RESERVED.

LOC	QTY	REVISIONS			
P	LTR	DESCRIPTION	DATE	DWN	APVD
0		INITIAL RELEASE	02/15/96	KW	JK
A		REV PER ECN #OKSO-0015-96	09/23/96	KW	JK



⚠ RETAINER CLIP TO SNAP INTO A 6.50 DIA HOLE IN MATERIAL WITH A THICKNESS OF 0.56-5.10.

3 POSN END CAP
 MATL: PBT, 15% GLASS FILLED
 FINISH: BLACK

RETAINER CLIP ⚠
 MATL: NYLON
 FINISH: NATURAL

184197-1
PART NUMBER

<small>THIS DRAWING IS A CONTROLLED DOCUMENT FOR AMP INCORPORATED. IT IS SUBJECT TO CHANGE AND THE CONTROLLING ENGINEERING ORGANIZATION SHOULD BE CONTACTED FOR THE LATEST REVISION.</small>		DWN	02/15/96	AMP Incorporated Harrisburg, PA 17105-3608		
		CHK	03/07/96			
		APVD	03/07/96	END CAP HSG ASSY, SSC, 3 POSN A KEY		
		NAME				
DIMENSIONS: mm 		PRODUCT SPEC		SIZE	CAGE CODE	DRAWING NO
TOLERANCES UNLESS OTHERWISE SPECIFIED: 0 PLC ±- 1 PLC ±0.3 2 PLC ±- 3 PLC ±- 4 PLC ±- ANGLES ±- FINISH -		APPLICATION SPEC		A3	00779	©-184197
MATERIAL		WEIGHT		SCALE		SHEET
		CUSTOMER DRAWING		2:1		1 OF 1
						REV
						A

AMP1470-19 REV 10/93

23 SEP 1996 13:51:51 AMP33084:US128A>DEPT1135-U, SENSOR>U, 3POSN>U, ENDCAP>U, REV