

4

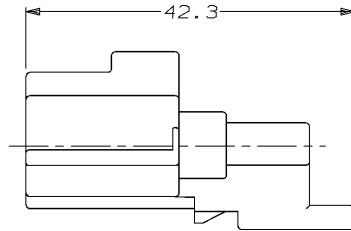
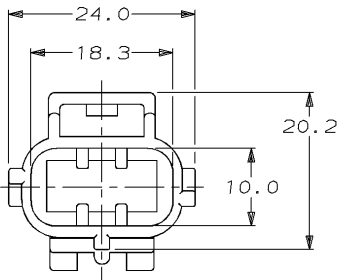
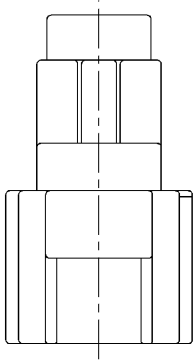
3

2

1

THIS DRAWING IS UNPUBLISHED. RELEASED FOR PUBLICATION , 19
 © COPYRIGHT 19 BY AMP INCORPORATED. ALL RIGHTS RESERVED.

LOC	QTY	REVISIONS				
P	LTR	DESCRIPTION	DATE	DWN	APVD	
0		INITIAL RELEASE	03/06/96	KW	JK	
A		REV PER ECN #OKSO-0015-96	09/23/96	KW	JK	



184191-1
 PART NUMBER

<small>THIS DRAWING IS A CONTROLLED DOCUMENT FOR AMP INCORPORATED. IT IS SUBJECT TO CHANGE AND THE CONTROLLING ENGINEERING ORGANIZATION SHOULD BE CONTACTED FOR THE LATEST REVISION.</small>		DWN	K. WISE	03/06/96	AMP Incorporated Harrisburg, PA 17105-3608
DIMENSIONS: mm		CHK	J. KUNKLE	03/06/96	
		APVD	J. KUNKLE	03/06/96	
TOLERANCES UNLESS OTHERWISE SPECIFIED: 0 PLC ±- 1 PLC ±0.3 2 PLC ±- 3 PLC ±- 4 PLC ±- ANGLES ±- FINISH		NAME	END CAP HSG, SSC, 3 POSN D KEY		
MATERIAL: PBT, 15% GLASS FILLED		PRODUCT SPEC	-		
FINISH: BLACK		APPLICATION SPEC	-		
		WEIGHT	-		
		SIZE	A3	CAGE CODE	00779
		CUSTOMER DRAWING	DRAWING NO ©-184191		
		SCALE	2:1	SHEET	1 OF 1
				REV	A

AMP1470-19 REV 10/93

23 SEP 1996 11:36:12 AMP33084:US128A>DEPT1135-U, SENSOR>U, 3POSN>U, ENDCAP>U, REV