

4

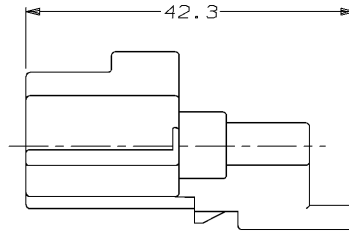
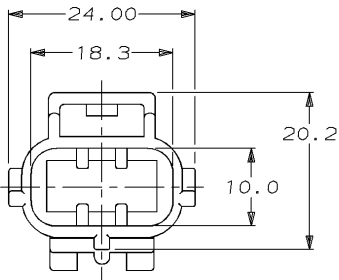
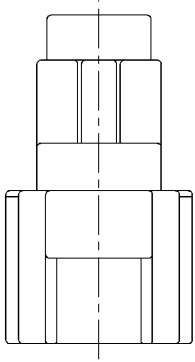
3

2

1

THIS DRAWING IS UNPUBLISHED. RELEASED FOR PUBLICATION
 © COPYRIGHT 19 BY AMP INCORPORATED. ALL RIGHTS RESERVED.

LOC	QTY	REVISIONS			
P	LTR	DESCRIPTION	DATE	DWN	APVD
0		INITIAL RELEASE	03/07/96	KW	JK
A		REV PER ECN #OKSO-0015-96	09/23/96	KW	JK



184189-1
 PART NUMBER

<small>THIS DRAWING IS A CONTROLLED DOCUMENT FOR AMP INCORPORATED. IT IS SUBJECT TO CHANGE AND THE CONTROLLING ENGINEERING ORGANIZATION SHOULD BE CONTACTED FOR THE LATEST REVISION.</small>		DWN	K. WISE	03/07/96	AMP Incorporated Harrisburg, PA 17105-3608	
DIMENSIONS: mm		CHK	J. KUNKLE	03/07/96		
		APVD	J. KUNKLE	03/07/96		
TOLERANCES UNLESS OTHERWISE SPECIFIED: 0 PLC ±- 1 PLC ±0.3 2 PLC ±- 3 PLC ±- 4 PLC ±- ANGLES ±- FINISH BLACK		NAME	END CAP HSG, SSC, 3 POSN B KEY			
MATERIAL: PBT, 15% GLASS FILLED		PRODUCT SPEC	-		SIZE	A3
		APPLICATION SPEC	-		CAGE CODE	00779
		WEIGHT	-		DRAWING NO	©-184189
		CUSTOMER DRAWING			SCALE	2:1
					SHEET	1 OF 1
					REV	A

AMP1470-19 REV 10/93

23 SEP 1996 11:32:29 AMP33084:US128A>DEPT1135-U, SENSOR>U, 3POSN>U, ENDCAP>U, REV