

4

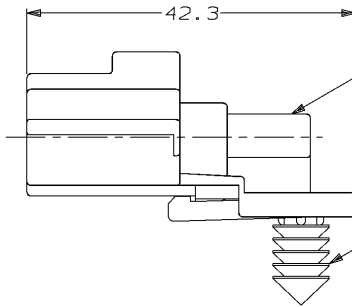
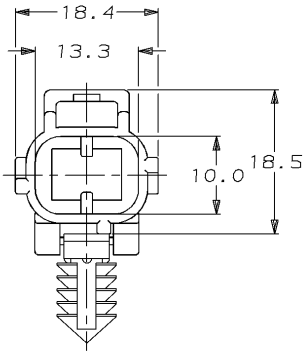
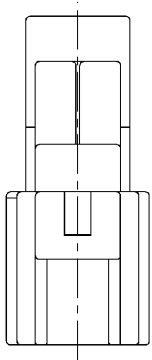
3

2

1

THIS DRAWING IS UNPUBLISHED. RELEASED FOR PUBLICATION
 © COPYRIGHT 19 BY AMP INCORPORATED. ALL RIGHTS RESERVED.

LOC	QTY	REVISIONS			
P	LTR	DESCRIPTION	DATE	DWN	APVD
0		INITIAL RELEASE	02/14/96	KW	JK
A		REV PER ECN #OKSO-0014-96	09/23/96	KW	JK



2 POSN END CAP
 MATL: PBT, 15% GLASS FILLED
 FINISH: BLACK

RETAINER CLIP
 MATL: NYLON
 FINISH: NATURAL

⚠ RETAINER CLIP TO SNAP INTO A 6.50 DIA HOLE IN MATERIAL WITH A THICKNESS OF 0.56-5.10.

184184-1

PART NUMBER

<small>THIS DRAWING IS A CONTROLLED DOCUMENT FOR AMP INCORPORATED. IT IS SUBJECT TO CHANGE AND THE CONTROLLING ENGINEERING ORGANIZATION SHOULD BE CONTACTED FOR THE LATEST REVISION.</small>		DWN	02/14/96	AMP Incorporated Harrisburg, PA 17105-3608
DIMENSIONS: mm 		CHK	03/08/96	
TOLERANCES UNLESS OTHERWISE SPECIFIED: 0 PLC ±- 1 PLC ±0.3 2 PLC ±- 3 PLC ±- 4 PLC ±- ANGLES ±- FINISH -		APVD	03/08/96	
MATERIAL -		NAME		END CAP HSG ASSY, SSC, 2 POSN J KEY
		SIZE	CAGE CODE	DRAWING NO
		A3	00779	©-184184
		CUSTOMER DRAWING		SCALE 2:1 SHEET 1 OF 1 REV A

AMP1470-19 REV 10/93

23 SEP 1996 10:07:06 AMP33084:US128A>DEPT1135-U, SENSOR>U, 2POSN>U, ENDCAP>U, REV