

4

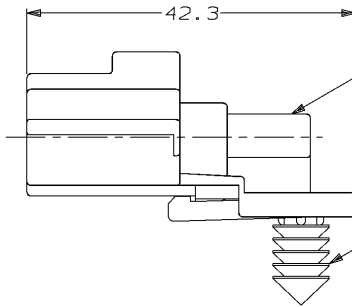
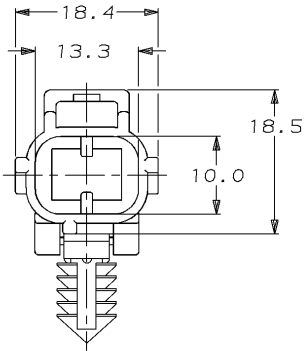
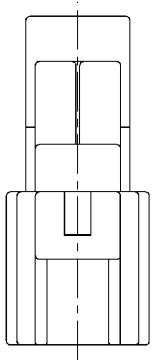
3

2

1

THIS DRAWING IS UNPUBLISHED. RELEASED FOR PUBLICATION
 © COPYRIGHT 19 BY AMP INCORPORATED. ALL RIGHTS RESERVED.

LOC	QTY	REVISIONS			
P	LTR	DESCRIPTION	DATE	DWN	APVD
0		INITIAL RELEASE	02/14/96	KW	JK
A		REV PER ECN #OKSO-0014-96	09/23/96	KW	JK



2 POSN END CAP
 MATL: PBT, 15% GLASS FILLED
 FINISH: GRAY

RETAINER CLIP Δ
 MATL: NYLON
 FINISH: NATURAL

Δ RETAINER CLIP TO SNAP INTO A
 6.50 DIA HOLE IN MATERIAL WITH
 A THICKNESS OF 0.56-5.10.

184182-1

PART NUMBER

<small>THIS DRAWING IS A CONTROLLED DOCUMENT FOR AMP INCORPORATED. IT IS SUBJECT TO CHANGE AND THE CONTROLLING ENGINEERING ORGANIZATION SHOULD BE CONTACTED FOR THE LATEST REVISION.</small>		DWN	02/14/96	AMP Incorporated Harrisburg, PA 17105-3608
		CHK	03/08/96	
		APVD	03/08/96	END CAP HSG ASSY, SSC, 2 POSN G KEY
		NAME		
DIMENSIONS: <small>TOLERANCES UNLESS OTHERWISE SPECIFIED:</small>		PRODUCT SPEC		SIZE: A3 CAGE CODE: 00779 DRAWING NO: ©-184182
mm 		APPLICATION SPEC		
0 PLC ±- 1 PLC ±0.3 2 PLC ±- 3 PLC ±- 4 PLC ±- ANGLES ±- FINISH -		WEIGHT		SCALE: 2:1 SHEET: 1 OF 1 REV: A
MATERIAL: -		CUSTOMER DRAWING		

AMP1470-19 REV 10/93

23 SEP 1996 09:56:50 AMP33084:US128A>DEPT1135-U, SENSOR>U, 2POSN>U, ENDCAP>U, REV